



Ankylos®

Product Catalog

General prosthetic advice for Ankylos®

In order to obtain utmost benefit from the unique restorative features of the Ankylos implant system, please observe the following guidelines:

- Avoid occlusal overload, aim for initial infra-occlusion to ensure clearance of contacts in function.
- If possible, use B-implants or larger for single molar restorations.
- Use gingiva height 0.75 and 1.5 only if really necessary, and in correspondence with thin gingiva.
- Minimize the functional occlusal surface in buccal-lingual dimension to avoid lateral levers.
- Take adequate precautions to avoid occlusal overload in correspondence to any prosthetic cantilevers.
- Bear in mind the resilience of neighboring teeth when planning for single tooth restorations. Establish full contact on the implant crown only during maximal clenching ensuring an even load distribution on all teeth during maximum chewing force.
- Check for parafunctional habits. Consider changes during recall appointments.
- In case of any changes to the occlusal scheme in other areas, evaluate the consequences for the implant restoration and, if required, take appropriate measures.
- Advice for the dental laboratory: The abutment design must not be manipulated at the areas of the connection taper or adjacent to the sulcus.

Please read this manual carefully before using the system for the first time and always observe the clinical indications, directions and notes in the instructions for use of the system components and instruments.

Furthermore, we recommend that all users attend a training course specific to the system prior to first using a new implant system.

Some products may not be available in all countries.

Please contact your Dentsply Sirona Implants representative to obtain up to date information on the product range and on availability.

To improve readability for our customers, Dentsply Sirona Implants does not use * or ™ in body copy. However, Dentsply Sirona Implants does not waive any right to the trademark and nothing herein shall be interpreted to the contrary.


CONTENTS


Surgery

Implant packaging concept	4
Implant cover screws	4
Implant diameters and lengths	5

Prosthetics

Prosthetic concept C/ and /X	Introduction	6
------------------------------	--------------	---

Prosthetic concepts C/ (without index)	Overview	 8
Soft tissue management and abutment assembly		14
Impression taking C/ (without index)	Implant level	15
Regular C/*	Crown & bridgework, wide abutments	16
Balance Posterior C/	Crown & bridgework, narrow abutments	18
Balance Anterior C/	Anatomical abutments, anterior region	20
TitaniumBase C/	Metal base for individual ceramic abutments	22
Atlantis®	Patient-specific CAD/CAM abutments	22
Acuris C/	Conometric abutments	23
Acuris	Restorative instruments and components	24
Acuris	Laboratory components	25
Balance Base C/, SmartFix® concept*	Occlusal screw-retained bridges, bar	26
SynCone® C/*	Edentulous jaw, prefabricated taper crowns	28
Snap Attachment C/*	Edentulous jaw, prefabricated retention elements	30
Prosthetic restorations with extremely thin gingiva		30
Locator® C/	Edentulous jaw, prefabricated retention elements	31
Standard C/**	Crown & bridgework on abutment level	32

Prosthetic concepts /X (with index)	Overview	 36
Soft tissue management and abutment assembly		38
Impression taking /X (with index)	Implant level	39
Regular /X*	Crown & bridgework, wide abutments	40
Balance Anterior /X	Anatomical abutments, anterior region	42
TitaniumBase /X	Metal base for individual ceramic abutments	43
Atlantis®	Patient-specific CAD/CAM abutments	43

Instruments

Surgical instruments	Drills, reamers, taps, ratchets	44
Surgical kits, Washtray		52
Additional surgical instruments	Sinus floor elevation, osteotomy, uncover instruments, accessories	54
Surgical unit	Accessories, coolant hoses	56
Prosthetic instruments		60

Models and materials

Demonstration models	64
Explanation of the symbols on labels and instructions for use	64
Material specifications	65
Product index	66

* Impression on abutment level as an option
 ** Impression on abutment level only

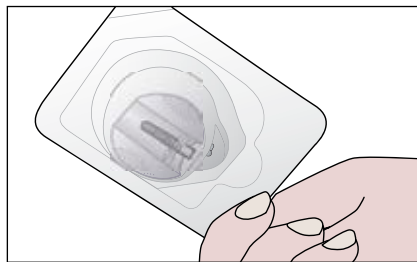
Implant packaging concept

Ankylos C/X implants are supplied in double-sterile blister package with an outer carton. This type of package offers the maximum possible product safety in conformance with the increasingly rigid requirements for medical devices. The packaging also makes it easy to store all products for quick retrieval and they are easy to handle during the surgical procedure.



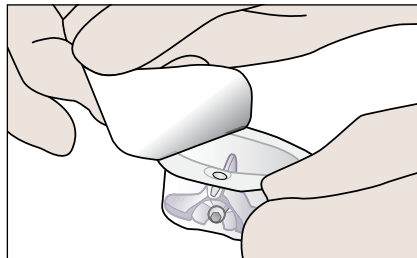
Outer box package

- Simple product classification with brand-specific design, sight window and color-coded imprint of the implant diameter
- Large seal label with details of products
- Stackable, all important product information remains visible
- Includes multilingual instructions for use



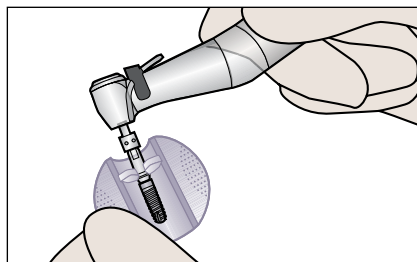
Transparent outer blister

- Outer sterile barrier of implant package



Transparent inner blister

- Inner sterile package
- Contains implant shuttle with implant and cover screw for implants
- Peel-off label with batch number for reliable documentation of treatment



Plastic implant shuttle

- Holds the implant securely in the packaging and protects it from damage
- Makes non-contact transfer and pick-up of the implant easy during the operation
- Three wings with roughened surfaces for non-slip holding make it very easy to handle safely

Implant cover screws

Ankylos Cover Screw (as spare part)

Ankylos Membrane Screw

Scale 1.5:1



1 mm

2 mm

Ø 3.5 mm

Ø 6.0 mm

Ø 6.0 mm
sinus lift, 1 mm


Ø 6.0 mm
sinus lift, 2 mm

Screw driver Order no.	1.0 mm hex 3101 0480	1.0 mm hex 3101 0481	1.0 mm hex 3101 0482	1.6 mm slot 3101 0110	1.6 mm slot 3101 0120	1.0 mm hex 3101 0130	1.0 mm hex 3101 0140
---------------------------	-------------------------	-------------------------	-------------------------	--------------------------	--------------------------	-------------------------	-------------------------

Implant diameters and lengths

Ankylos C/X Implant² (sterile)

Scale 1.2:1



A6.6 **A8** **A9.5** **A11** **A14** **A17**

Ø	3.5 mm	3.5 mm	3.5 mm	3.5 mm	3.5 mm	3.5 mm
Lengths	6.6 mm	8 mm	9.5 mm	11 mm	14 mm	17 mm
Order no.	3101 0403	3101 0405	3101 0408	3101 0410	3101 0420	3101 0422


Ankylos C/X Implant2 (sterile)

Included: Screw implant with cover screw (included) and premounted placement head

Healing mode

- Submerged or transgingival with gingiva-forming component

Scale 1.2:1




B6.6 **B8** **B9.5** **B11** **B14** **B17**

Ø	4.5 mm	4.5 mm	4.5 mm	4.5 mm	4.5 mm	4.5 mm
Lengths	6.6 mm	8 mm	9.5 mm	11 mm	14 mm	17 mm
Order no.	3101 0423	3101 0425	3101 0428	3101 0430	3101 0440	3101 0450

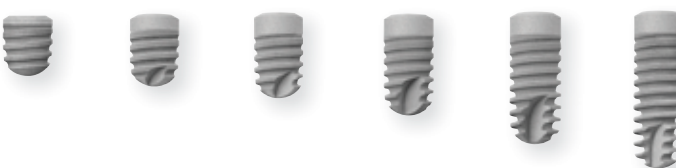
Ankylos X-ray template for implants

Reduced scale



Order no. 3103 3370

Scale 1.2:1



C6.6 **C8** **C9.5** **C11** **C14** **C17**

Ø	5.5 mm	5.5 mm	5.5 mm	5.5 mm	5.5 mm	5.5 mm
Lengths	6.6 mm	8 mm	9.5 mm	11 mm	14 mm	17 mm
Order no.	3101 0452	3101 0453	3101 0455	3101 0458	3101 0460	3101 0470

Scale 1.2:1



D8 **D9.5** **D11** **D14**

Ø		7 mm	7 mm	7 mm	7 mm
Lengths		8 mm	9.5 mm	11 mm	14 mm
Order no.		3101 0472	3101 0474	3101 0476	3101 0478

INSTRUMENTS

Placement of implants:

Ankylos Implant Driver

Unscrewing Placement Head,

placement of Cover Screw:

Screwdriver 1.0 mm hex

Placement of implants and

unscrewing the Placement Head

without changing the instrument:



Ankylos Implant Driver C/X

with Screwdriver

Prosthetic concept C/ and /X – introduction

Choice between non-indexed and indexed prosthetics with easy positioning of the abutments

- Tapered TissueCare connection for optimal stability and rotation locking with all types of implants
- Non-indexed components for free positioning of abutments
- Indexed components for precise and straightforward placement of abutments in six possible positions



Only Ankylos C/X leaves the choice up to you: Use the index as orientation aid whenever this facilitates the prosthetic protocol. Use the tapered connection geometry when it is preferable within prosthetic protocol, e.g. with Ankylos SynCone. Both procedures provide the possibility of free combination, i.e. each abutment fits into each implant.



Construction principles of abutments

Gingiva former

Most gingiva formers are one-piece components for insertion into the implant with the 1.0 mm hex screw driver.

The Balance Anterior C/ sulcus former is a two-piece component with separate screw to allow for customization and fixation in the desired position. Use the 1.0 mm hex screw driver to fasten the screw.

Temporary abutments

The Balance C/ temporary abutments are made from zirconia-reinforced PEEK as two-piece components with separate screw (1.0 mm hex).

Transfer posts

Transfer posts are available for pick-up and repositioning technique. Transfer posts C/ transfer the implant position without index. Transfer posts /X transfer the implant position and the orientation of the index. Therefore they are longer. All transfer posts show a 1 mm hex at the occlusal aspect, which should be used only for loosening of abutments.

Transfer posts C/ for pick-up technique are two-piece components with separate screw. The transfer posts C/ for repositioning technique are one-piece components.

Transfer posts /X always have an integrated fixation screw.

Prosthetic abutments

Many of the prosthetic abutments (e.g. Regular abutments) have an integrated fixation screw. This fixation screw is mobile but not removable. Abutments with integrated fixation screw are always screwed into the implant with the 1.0 mm hex screw driver.

One-piece abutments (e.g. Balance Base narrow, straight) are inserted with special instruments depending on the abutment head.



All Ankylos prosthetic components are laser-marked to indicate their use:





- Components marked with “C/” only use the cone for the connection and are not indexed. This means that the abutment components can be positioned as desired and are completely friction-locked by the cone in order to prevent rotation.
- Components marked with “/X” are indexed. The index is used to position the abutments in the implants in one of six possible positions. In this case, it is also the cone that ensures optimum stability and rotation locking.
- Components marked with “C/X” are used for indexed or non-indexed prosthetics.










Please note:

Ankylos C/X implants must only be used with components that are laser-marked with “C/X”, “C/” or “/X”, or that belong to the following product groups:




Ankylos Balance Anterior and Posterior abutments and repositioning posts, Ankylos Cercon Balance, Balance temporary abutments, Balance Anterior sulcus formers and SynCone abutments.












Prosthetic concepts C/ (without index) – overview

Crown & bridgework	Gingiva formers/sulcus formers	Transfer on implant level
<p>Balance Anterior C/</p>	 <p>Balance Anterior C/ Sulcus Former</p> <p>3102 1510 1.5 small 3102 1515 3.0 small 3102 1520 1.5 large 3102 1525 3.0 large</p>	
<p>Cercon Balance C/</p>	 <p>Balance Anterior C/ Sulcus Former</p> <p>3102 1510 1.5 small 3102 1515 3.0 small 3102 1520 1.5 large 3102 1525 3.0 large</p>	 <p>3104 5400 Transfer Screw C/, short 3104 5402 Transfer Screw C/, long</p> <p>3104 5410 Transfer Post C/, short 3104 5412 Transfer Post C/, long</p>
<p>Regular C/</p>	 <p>Regular C/X Gingiva Former</p> <p>3102 4010 GH 0.75 3102 4012 GH 1.5 3102 4014 GH 3.0 3102 4016 GH 4.5</p>	<p>3104 5415 Repositioning Post C/ 3104 5416 Repositioning Post C/, narrow</p> <p>3104 5270 Balance C/ Implant Analog A</p>










Abutments	Transfer on abutment level, abutment analog	Accessories	Screw retention																																																																
 <p>Balance Anterior C/ Abutment</p> <table border="0"> <tr><td>3102 1550</td><td>small</td><td>GH 1.5</td><td>A 0</td></tr> <tr><td>3102 1560</td><td>small</td><td>GH 3.0</td><td>A 0</td></tr> <tr><td>3102 1590</td><td>small</td><td>GH 1.5</td><td>A 15</td></tr> <tr><td>3102 1600</td><td>small</td><td>GH 3.0</td><td>A 15</td></tr> <tr><td>3102 1570</td><td>large</td><td>GH 1.5</td><td>A 0</td></tr> <tr><td>3102 1580</td><td>large</td><td>GH 3.0</td><td>A 0</td></tr> <tr><td>3102 1610</td><td>large</td><td>GH 1.5</td><td>A 15</td></tr> <tr><td>3102 1620</td><td>large</td><td>GH 3.0</td><td>A 15</td></tr> </table>	3102 1550	small	GH 1.5	A 0	3102 1560	small	GH 3.0	A 0	3102 1590	small	GH 1.5	A 15	3102 1600	small	GH 3.0	A 15	3102 1570	large	GH 1.5	A 0	3102 1580	large	GH 3.0	A 0	3102 1610	large	GH 1.5	A 15	3102 1620	large	GH 3.0	A 15		 <p>Temporary Abutment</p> <table border="0"> <tr><td>3102 3311</td><td>small</td><td>1.5</td><td>A 0</td></tr> <tr><td>3102 3316</td><td>small</td><td>3.0</td><td>A 0</td></tr> <tr><td>3102 3331</td><td>small</td><td>1.5</td><td>A 15</td></tr> <tr><td>3102 3336</td><td>small</td><td>3.0</td><td>A 15</td></tr> <tr><td>3102 3351</td><td>large</td><td>1.5</td><td>A 0</td></tr> <tr><td>3102 3356</td><td>large</td><td>3.0</td><td>A 0</td></tr> <tr><td>3102 3371</td><td>large</td><td>1.5</td><td>A 15</td></tr> <tr><td>3102 3376</td><td>large</td><td>3.0</td><td>A 15</td></tr> </table>	3102 3311	small	1.5	A 0	3102 3316	small	3.0	A 0	3102 3331	small	1.5	A 15	3102 3336	small	3.0	A 15	3102 3351	large	1.5	A 0	3102 3356	large	3.0	A 0	3102 3371	large	1.5	A 15	3102 3376	large	3.0	A 15	 <p>3105 6301 Fixation Screw Lateral Hexagon M 1.4</p>  <p>3105 6304 Horizontal Screw Seat for Fixation Screw M 1.4</p>
3102 1550	small	GH 1.5	A 0																																																																
3102 1560	small	GH 3.0	A 0																																																																
3102 1590	small	GH 1.5	A 15																																																																
3102 1600	small	GH 3.0	A 15																																																																
3102 1570	large	GH 1.5	A 0																																																																
3102 1580	large	GH 3.0	A 0																																																																
3102 1610	large	GH 1.5	A 15																																																																
3102 1620	large	GH 3.0	A 15																																																																
3102 3311	small	1.5	A 0																																																																
3102 3316	small	3.0	A 0																																																																
3102 3331	small	1.5	A 15																																																																
3102 3336	small	3.0	A 15																																																																
3102 3351	large	1.5	A 0																																																																
3102 3356	large	3.0	A 0																																																																
3102 3371	large	1.5	A 15																																																																
3102 3376	large	3.0	A 15																																																																
 <p>Cercon Balance C/ Abutment</p> <table border="0"> <tr><td>neutral</td><td>dentine</td><td></td><td></td><td></td><td></td></tr> <tr><td>3102 3010</td><td>3102 3310</td><td>small</td><td>GH 1.5</td><td>A 0</td><td></td></tr> <tr><td>3102 3015</td><td>3102 3315</td><td>small</td><td>GH 3.0</td><td>A 0</td><td></td></tr> <tr><td>3102 3030</td><td>3102 3330</td><td>small</td><td>GH 1.5</td><td>A 15</td><td></td></tr> <tr><td>3102 3035</td><td>3102 3335</td><td>small</td><td>GH 3.0</td><td>A 15</td><td></td></tr> <tr><td>3102 3050</td><td>3102 3350</td><td>large</td><td>GH 1.5</td><td>A 0</td><td></td></tr> <tr><td>3102 3055</td><td>3102 3355</td><td>large</td><td>GH 3.0</td><td>A 0</td><td></td></tr> <tr><td>3102 3070</td><td>3102 3370</td><td>large</td><td>GH 1.5</td><td>A 15</td><td></td></tr> <tr><td>3102 3075</td><td>3102 3375</td><td>large</td><td>GH 3.0</td><td>A 15</td><td></td></tr> </table>	neutral	dentine					3102 3010	3102 3310	small	GH 1.5	A 0		3102 3015	3102 3315	small	GH 3.0	A 0		3102 3030	3102 3330	small	GH 1.5	A 15		3102 3035	3102 3335	small	GH 3.0	A 15		3102 3050	3102 3350	large	GH 1.5	A 0		3102 3055	3102 3355	large	GH 3.0	A 0		3102 3070	3102 3370	large	GH 1.5	A 15		3102 3075	3102 3375	large	GH 3.0	A 15														
neutral	dentine																																																																		
3102 3010	3102 3310	small	GH 1.5	A 0																																																															
3102 3015	3102 3315	small	GH 3.0	A 0																																																															
3102 3030	3102 3330	small	GH 1.5	A 15																																																															
3102 3035	3102 3335	small	GH 3.0	A 15																																																															
3102 3050	3102 3350	large	GH 1.5	A 0																																																															
3102 3055	3102 3355	large	GH 3.0	A 0																																																															
3102 3070	3102 3370	large	GH 1.5	A 15																																																															
3102 3075	3102 3375	large	GH 3.0	A 15																																																															
 <p>Regular C/ Abutment</p> <table border="0"> <tr><td>3102 4150</td><td>GH 0.75</td><td>A 0</td></tr> <tr><td>3102 4160</td><td>GH 1.5</td><td>A 0</td></tr> <tr><td>3102 4170</td><td>GH 3.0</td><td>A 0</td></tr> <tr><td>3102 4180</td><td>GH 4.5</td><td>A 0</td></tr> <tr><td>3102 4151</td><td>GH 0.75</td><td>A 7.5</td></tr> <tr><td>3102 4161</td><td>GH 1.5</td><td>A 7.5</td></tr> <tr><td>3102 4171</td><td>GH 3.0</td><td>A 7.5</td></tr> <tr><td>3102 4181</td><td>GH 4.5</td><td>A 7.5</td></tr> <tr><td>3102 4152</td><td>GH 0.75</td><td>A 15</td></tr> <tr><td>3102 4162</td><td>GH 1.5</td><td>A 15</td></tr> <tr><td>3102 4172</td><td>GH 3.0</td><td>A 15</td></tr> <tr><td>3102 4182</td><td>GH 4.5</td><td>A 15</td></tr> <tr><td>3102 4153</td><td>GH 0.75</td><td>A 22.5</td></tr> <tr><td>3102 4163</td><td>GH 1.5</td><td>A 22.5</td></tr> <tr><td>3102 4173</td><td>GH 3.0</td><td>A 22.5</td></tr> <tr><td>3102 4183</td><td>GH 4.5</td><td>A 22.5</td></tr> <tr><td>3102 4154</td><td>GH 0.75</td><td>A 30</td></tr> <tr><td>3102 4164</td><td>GH 1.5</td><td>A 30</td></tr> <tr><td>3102 4155</td><td>GH 0.75</td><td>A 37.5</td></tr> </table>	3102 4150	GH 0.75	A 0	3102 4160	GH 1.5	A 0	3102 4170	GH 3.0	A 0	3102 4180	GH 4.5	A 0	3102 4151	GH 0.75	A 7.5	3102 4161	GH 1.5	A 7.5	3102 4171	GH 3.0	A 7.5	3102 4181	GH 4.5	A 7.5	3102 4152	GH 0.75	A 15	3102 4162	GH 1.5	A 15	3102 4172	GH 3.0	A 15	3102 4182	GH 4.5	A 15	3102 4153	GH 0.75	A 22.5	3102 4163	GH 1.5	A 22.5	3102 4173	GH 3.0	A 22.5	3102 4183	GH 4.5	A 22.5	3102 4154	GH 0.75	A 30	3102 4164	GH 1.5	A 30	3102 4155	GH 0.75	A 37.5	 <p>3104 7120 Regular C/X 3-in-1 Cap A 0</p> <p>3104 7110 Regular C/X Abutment Analog A 0</p> <p>3104 7121 Regular C/X 3-in-1 Cap A 7.5</p> <p>3104 7111 Regular C/X Abutment Analog A 7.5</p> <p>3104 7122 Regular C/X 3-in-1 Cap A 15</p> <p>3104 7112 Regular C/X Abutment Analog A 15</p> <p>3104 7123 Regular C/X 3-in-1 Cap A 22.5</p> <p>3104 7113 Regular C/X Abutment Analog A 22.5</p>		 <p>3105 6301 Fixation Screw Lateral Hexagon M 1.4</p>  <p>3105 6304 Horizontal Screw Seat for Fixation Screw M 1.4</p>							
3102 4150	GH 0.75	A 0																																																																	
3102 4160	GH 1.5	A 0																																																																	
3102 4170	GH 3.0	A 0																																																																	
3102 4180	GH 4.5	A 0																																																																	
3102 4151	GH 0.75	A 7.5																																																																	
3102 4161	GH 1.5	A 7.5																																																																	
3102 4171	GH 3.0	A 7.5																																																																	
3102 4181	GH 4.5	A 7.5																																																																	
3102 4152	GH 0.75	A 15																																																																	
3102 4162	GH 1.5	A 15																																																																	
3102 4172	GH 3.0	A 15																																																																	
3102 4182	GH 4.5	A 15																																																																	
3102 4153	GH 0.75	A 22.5																																																																	
3102 4163	GH 1.5	A 22.5																																																																	
3102 4173	GH 3.0	A 22.5																																																																	
3102 4183	GH 4.5	A 22.5																																																																	
3102 4154	GH 0.75	A 30																																																																	
3102 4164	GH 1.5	A 30																																																																	
3102 4155	GH 0.75	A 37.5																																																																	
















Prosthetic concepts C/ (without index) – overview

Crown & bridgework	Gingiva formers/sulcus formers	Transfer on implant level																						
<p>Balance Posterior C/</p>	 <p>Balance Posterior C/ Sulcus Former</p> <table border="0"> <tr> <td>3102 1528</td> <td>GH 0.75</td> </tr> <tr> <td>3102 1530</td> <td>GH 1.5</td> </tr> <tr> <td>3102 1535</td> <td>GH 3.0</td> </tr> <tr> <td>3102 1540</td> <td>GH 4.5</td> </tr> </table>	3102 1528	GH 0.75	3102 1530	GH 1.5	3102 1535	GH 3.0	3102 1540	GH 4.5	 <table border="0"> <tr> <td>3104 5400</td> <td rowspan="2">Transfer Screw C/, short</td> </tr> <tr> <td>3104 5402</td> <td>Transfer Screw C/, long</td> </tr> <tr> <td>3104 5410</td> <td rowspan="2">Transfer Post C/, short</td> </tr> <tr> <td>3104 5412</td> <td>Transfer Post C/, long</td> </tr> <tr> <td>3104 5415</td> <td rowspan="2">Repositioning Post C/</td> </tr> <tr> <td>3104 5416</td> <td>Repositioning Post C/, narrow</td> </tr> <tr> <td>3104 5270</td> <td>Balance C/ Implant Analog A</td> </tr> </table>	3104 5400	Transfer Screw C/ , short	3104 5402	Transfer Screw C/ , long	3104 5410	Transfer Post C/ , short	3104 5412	Transfer Post C/ , long	3104 5415	Repositioning Post C/	3104 5416	Repositioning Post C/ , narrow	3104 5270	Balance C/ Implant Analog A
3102 1528	GH 0.75																							
3102 1530	GH 1.5																							
3102 1535	GH 3.0																							
3102 1540	GH 4.5																							
3104 5400	Transfer Screw C/ , short																							
3104 5402		Transfer Screw C/ , long																						
3104 5410	Transfer Post C/ , short																							
3104 5412		Transfer Post C/ , long																						
3104 5415	Repositioning Post C/																							
3104 5416		Repositioning Post C/ , narrow																						
3104 5270	Balance C/ Implant Analog A																							
<p>TitaniumBase C/</p>	<p>Individual gingiva forming</p>																							
<p>Standard C/</p>	 <p>Standard C/ Sulcus Former</p> <table border="0"> <tr> <td>3102 1011</td> <td>a / 1.5</td> </tr> <tr> <td>3102 1021</td> <td>a / 3.0</td> </tr> <tr> <td>3102 1026</td> <td>a / 4.5</td> </tr> <tr> <td>3102 1028</td> <td>a / 6.0</td> </tr> <tr> <td>3102 1031</td> <td>b / 1.5</td> </tr> <tr> <td>3102 1041</td> <td>b / 3.0</td> </tr> </table>	3102 1011	a / 1.5	3102 1021	a / 3.0	3102 1026	a / 4.5	3102 1028	a / 6.0	3102 1031	b / 1.5	3102 1041	b / 3.0											
3102 1011	a / 1.5																							
3102 1021	a / 3.0																							
3102 1026	a / 4.5																							
3102 1028	a / 6.0																							
3102 1031	b / 1.5																							
3102 1041	b / 3.0																							

Abutments	Transfer on abutment level, abutment analog	Accessories	Screw retention																																																																																																																		
 <p>Balance Posterior C/ Abutment</p> <table border="0"> <tr><td>3102 1625</td><td>GH 0.75</td><td>A 0</td></tr> <tr><td>3102 1647</td><td>GH 0.75</td><td>A 7.5</td></tr> <tr><td>3102 1648</td><td>GH 0.75</td><td>A 15</td></tr> <tr><td>3102 1652</td><td>GH 0.75</td><td>A 22.5</td></tr> <tr><td>3102 1654</td><td>GH 0.75</td><td>A 30</td></tr> <tr><td>3102 1659</td><td>GH 0.75</td><td>A 37.5</td></tr> <tr><td>3102 1630</td><td>GH 1.5</td><td>A 0</td></tr> <tr><td>3102 1649</td><td>GH 1.5</td><td>A 7.5</td></tr> <tr><td>3102 1650</td><td>GH 1.5</td><td>A 15</td></tr> <tr><td>3102 1653</td><td>GH 1.5</td><td>A 22.5</td></tr> <tr><td>3102 1655</td><td>GH 1.5</td><td>A 30</td></tr> <tr><td>3102 1640</td><td>GH 3.0</td><td>A 0</td></tr> <tr><td>3102 1660</td><td>GH 3.0</td><td>A 15</td></tr> <tr><td>3102 1645</td><td>GH 4.5</td><td>A 0</td></tr> <tr><td>3102 1665</td><td>GH 4.5</td><td>A 15</td></tr> </table>	3102 1625	GH 0.75	A 0	3102 1647	GH 0.75	A 7.5	3102 1648	GH 0.75	A 15	3102 1652	GH 0.75	A 22.5	3102 1654	GH 0.75	A 30	3102 1659	GH 0.75	A 37.5	3102 1630	GH 1.5	A 0	3102 1649	GH 1.5	A 7.5	3102 1650	GH 1.5	A 15	3102 1653	GH 1.5	A 22.5	3102 1655	GH 1.5	A 30	3102 1640	GH 3.0	A 0	3102 1660	GH 3.0	A 15	3102 1645	GH 4.5	A 0	3102 1665	GH 4.5	A 15			 <p>3105 6051 Retaining Screw Lateral Hexagon M 1 x 0.2</p>  <p>3105 6052 Sleeve for Retaining Screw Lateral Hexagon</p>																																																																					
3102 1625	GH 0.75	A 0																																																																																																																			
3102 1647	GH 0.75	A 7.5																																																																																																																			
3102 1648	GH 0.75	A 15																																																																																																																			
3102 1652	GH 0.75	A 22.5																																																																																																																			
3102 1654	GH 0.75	A 30																																																																																																																			
3102 1659	GH 0.75	A 37.5																																																																																																																			
3102 1630	GH 1.5	A 0																																																																																																																			
3102 1649	GH 1.5	A 7.5																																																																																																																			
3102 1650	GH 1.5	A 15																																																																																																																			
3102 1653	GH 1.5	A 22.5																																																																																																																			
3102 1655	GH 1.5	A 30																																																																																																																			
3102 1640	GH 3.0	A 0																																																																																																																			
3102 1660	GH 3.0	A 15																																																																																																																			
3102 1645	GH 4.5	A 0																																																																																																																			
3102 1665	GH 4.5	A 15																																																																																																																			
 <p>TitaniumBase C/</p> <table border="0"> <tr><td>3102 2642</td><td>TitaniumBase C/</td></tr> <tr><td>3102 2652</td><td>TitaniumBase C/ high</td></tr> </table>	3102 2642	TitaniumBase C/	3102 2652	TitaniumBase C/ high		 <p>ScanBase C/</p> <table border="0"> <tr><td>3102 2644</td><td>ScanBase C/</td></tr> <tr><td>3102 2654</td><td>ScanBase C/high</td></tr> </table>	3102 2644	ScanBase C/	3102 2654	ScanBase C/high																																																																																																											
3102 2642	TitaniumBase C/																																																																																																																				
3102 2652	TitaniumBase C/ high																																																																																																																				
3102 2644	ScanBase C/																																																																																																																				
3102 2654	ScanBase C/high																																																																																																																				
 <p>Standard C/ Abutment</p> <table border="0"> <tr><td>3102 1050</td><td>a / 1.5 / 4.0</td><td>A 0</td></tr> <tr><td>3102 1070</td><td>a / 3.0 / 4.0</td><td>A 0</td></tr> <tr><td>3102 1076</td><td>a / 4.5 / 4.0</td><td>A 0</td></tr> <tr><td>3102 1078</td><td>a / 6.0 / 4.0</td><td>A 0</td></tr> <tr><td>3102 1130</td><td>a / 1.5 / 4.0</td><td>A 15</td></tr> <tr><td>3102 1150</td><td>a / 3.0 / 4.0</td><td>A 15</td></tr> <tr><td>3102 1060</td><td>a / 1.5 / 6.0</td><td>A 0</td></tr> <tr><td>3102 1080</td><td>a / 3.0 / 6.0</td><td>A 0</td></tr> <tr><td>3102 1140</td><td>a / 1.5 / 6.0</td><td>A 15</td></tr> <tr><td>3102 1160</td><td>a / 3.0 / 6.0</td><td>A 15</td></tr> <tr><td>3102 1090</td><td>b / 1.5 / 4.0</td><td>A 0</td></tr> <tr><td>3102 1110</td><td>b / 3.0 / 4.0</td><td>A 0</td></tr> <tr><td>3102 1170</td><td>b / 1.5 / 4.0</td><td>A 15</td></tr> <tr><td>3102 1190</td><td>b / 3.0 / 4.0</td><td>A 15</td></tr> <tr><td>3102 1100</td><td>b / 1.5 / 6.0</td><td>A 0</td></tr> <tr><td>3102 1120</td><td>b / 3.0 / 6.0</td><td>A 0</td></tr> <tr><td>3102 1180</td><td>b / 1.5 / 6.0</td><td>A 15</td></tr> <tr><td>3102 1200</td><td>b / 3.0 / 6.0</td><td>A 15</td></tr> </table>	3102 1050	a / 1.5 / 4.0	A 0	3102 1070	a / 3.0 / 4.0	A 0	3102 1076	a / 4.5 / 4.0	A 0	3102 1078	a / 6.0 / 4.0	A 0	3102 1130	a / 1.5 / 4.0	A 15	3102 1150	a / 3.0 / 4.0	A 15	3102 1060	a / 1.5 / 6.0	A 0	3102 1080	a / 3.0 / 6.0	A 0	3102 1140	a / 1.5 / 6.0	A 15	3102 1160	a / 3.0 / 6.0	A 15	3102 1090	b / 1.5 / 4.0	A 0	3102 1110	b / 3.0 / 4.0	A 0	3102 1170	b / 1.5 / 4.0	A 15	3102 1190	b / 3.0 / 4.0	A 15	3102 1100	b / 1.5 / 6.0	A 0	3102 1120	b / 3.0 / 6.0	A 0	3102 1180	b / 1.5 / 6.0	A 15	3102 1200	b / 3.0 / 6.0	A 15	 <table border="0"> <tr><td>3104 5011</td><td>TransferCap</td><td>a / - / 4.0</td></tr> <tr><td>3104 5140</td><td>Lab. Analog</td><td>a / - / 4.0 A 0</td></tr> <tr><td>3104 5142</td><td>Lab. Analog</td><td>a / - / 4.0 A 15</td></tr> <tr><td>3104 5021</td><td>TransferCap</td><td>a / - / 6.0</td></tr> <tr><td>3104 5150</td><td>Lab. Analog</td><td>a / - / 6.0 A 0</td></tr> <tr><td>3104 5152</td><td>Lab. Analog</td><td>a / - / 6.0 A 15</td></tr> <tr><td>3104 5031</td><td>TransferCap</td><td>b / - / 4.0</td></tr> <tr><td>3104 5160</td><td>Lab. Analog</td><td>b / - / 4.0 A 0</td></tr> <tr><td>3104 5162</td><td>Lab. Analog</td><td>b / - / 4.0 A 15</td></tr> <tr><td>3104 5041</td><td>TransferCap</td><td>b / - / 6.0</td></tr> <tr><td>3104 5170</td><td>Lab. Analog</td><td>b / - / 6.0 A 0</td></tr> <tr><td>3104 5172</td><td>Lab. Analog</td><td>b / - / 6.0 A 15</td></tr> </table>	3104 5011	TransferCap	a / - / 4.0	3104 5140	Lab. Analog	a / - / 4.0 A 0	3104 5142	Lab. Analog	a / - / 4.0 A 15	3104 5021	TransferCap	a / - / 6.0	3104 5150	Lab. Analog	a / - / 6.0 A 0	3104 5152	Lab. Analog	a / - / 6.0 A 15	3104 5031	TransferCap	b / - / 4.0	3104 5160	Lab. Analog	b / - / 4.0 A 0	3104 5162	Lab. Analog	b / - / 4.0 A 15	3104 5041	TransferCap	b / - / 6.0	3104 5170	Lab. Analog	b / - / 6.0 A 0	3104 5172	Lab. Analog	b / - / 6.0 A 15	 <table border="0"> <tr><td>3104 5180</td><td>Wax-up Coping</td><td>a / -- / 4.0 crown</td></tr> <tr><td>3104 5182</td><td>Wax-up Coping</td><td>a / -- / 4.0 bridge</td></tr> <tr><td>3104 5190</td><td>Wax-up Coping</td><td>a / -- / 6.0 crown</td></tr> <tr><td>3104 5192</td><td>Wax-up Coping</td><td>a / -- / 6.0 bridge</td></tr> <tr><td>3104 5200</td><td>Wax-up Coping</td><td>b / -- / 4.0 crown</td></tr> <tr><td>3104 5202</td><td>Wax-up Coping</td><td>b / -- / 4.0 bridge</td></tr> <tr><td>3104 5210</td><td>Wax-up Coping</td><td>b / -- / 6.0 crown</td></tr> <tr><td>3104 5212</td><td>Wax-up Coping</td><td>b / -- / 6.0 bridge</td></tr> </table>	3104 5180	Wax-up Coping	a / -- / 4.0 crown	3104 5182	Wax-up Coping	a / -- / 4.0 bridge	3104 5190	Wax-up Coping	a / -- / 6.0 crown	3104 5192	Wax-up Coping	a / -- / 6.0 bridge	3104 5200	Wax-up Coping	b / -- / 4.0 crown	3104 5202	Wax-up Coping	b / -- / 4.0 bridge	3104 5210	Wax-up Coping	b / -- / 6.0 crown	3104 5212	Wax-up Coping	b / -- / 6.0 bridge	 <p>3105 6022 Fixation Screw Occlusal M 1.6</p>  <p>3105 6051 Retaining Screw Lateral Hexagon M 1 x 0.2</p>  <p>3105 6052 Sleeve for Retaining Screw Lateral Hexagon</p>
3102 1050	a / 1.5 / 4.0	A 0																																																																																																																			
3102 1070	a / 3.0 / 4.0	A 0																																																																																																																			
3102 1076	a / 4.5 / 4.0	A 0																																																																																																																			
3102 1078	a / 6.0 / 4.0	A 0																																																																																																																			
3102 1130	a / 1.5 / 4.0	A 15																																																																																																																			
3102 1150	a / 3.0 / 4.0	A 15																																																																																																																			
3102 1060	a / 1.5 / 6.0	A 0																																																																																																																			
3102 1080	a / 3.0 / 6.0	A 0																																																																																																																			
3102 1140	a / 1.5 / 6.0	A 15																																																																																																																			
3102 1160	a / 3.0 / 6.0	A 15																																																																																																																			
3102 1090	b / 1.5 / 4.0	A 0																																																																																																																			
3102 1110	b / 3.0 / 4.0	A 0																																																																																																																			
3102 1170	b / 1.5 / 4.0	A 15																																																																																																																			
3102 1190	b / 3.0 / 4.0	A 15																																																																																																																			
3102 1100	b / 1.5 / 6.0	A 0																																																																																																																			
3102 1120	b / 3.0 / 6.0	A 0																																																																																																																			
3102 1180	b / 1.5 / 6.0	A 15																																																																																																																			
3102 1200	b / 3.0 / 6.0	A 15																																																																																																																			
3104 5011	TransferCap	a / - / 4.0																																																																																																																			
3104 5140	Lab. Analog	a / - / 4.0 A 0																																																																																																																			
3104 5142	Lab. Analog	a / - / 4.0 A 15																																																																																																																			
3104 5021	TransferCap	a / - / 6.0																																																																																																																			
3104 5150	Lab. Analog	a / - / 6.0 A 0																																																																																																																			
3104 5152	Lab. Analog	a / - / 6.0 A 15																																																																																																																			
3104 5031	TransferCap	b / - / 4.0																																																																																																																			
3104 5160	Lab. Analog	b / - / 4.0 A 0																																																																																																																			
3104 5162	Lab. Analog	b / - / 4.0 A 15																																																																																																																			
3104 5041	TransferCap	b / - / 6.0																																																																																																																			
3104 5170	Lab. Analog	b / - / 6.0 A 0																																																																																																																			
3104 5172	Lab. Analog	b / - / 6.0 A 15																																																																																																																			
3104 5180	Wax-up Coping	a / -- / 4.0 crown																																																																																																																			
3104 5182	Wax-up Coping	a / -- / 4.0 bridge																																																																																																																			
3104 5190	Wax-up Coping	a / -- / 6.0 crown																																																																																																																			
3104 5192	Wax-up Coping	a / -- / 6.0 bridge																																																																																																																			
3104 5200	Wax-up Coping	b / -- / 4.0 crown																																																																																																																			
3104 5202	Wax-up Coping	b / -- / 4.0 bridge																																																																																																																			
3104 5210	Wax-up Coping	b / -- / 6.0 crown																																																																																																																			
3104 5212	Wax-up Coping	b / -- / 6.0 bridge																																																																																																																			

Prosthetic concepts C/ (without index) – overview

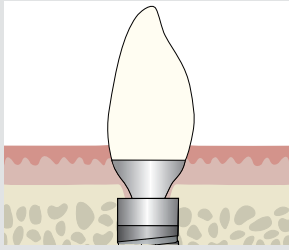
Coverdenture C/	Gingiva formers	Transfer on implant level	Abutments
Balance Base C/ (SmartFix concept)	 <p>Gingiva Former C/ D 4.2</p> <p>3102 2510 GH 0.75 3102 2512 GH 1.5 3102 2514 GH 3.0 3102 2516 GH 4.5</p>		 <p>Balance Base Abutment C/</p> <p>3102 2520 narrow GH 0.75 A 0 3102 2530 narrow GH 1.5 A 0 3102 2540 narrow GH 3.0 A 0 3102 2542 GH 3.0 A 15 3102 2546 GH 3.0 A 30 3102 2550 narrow GH 4.5 A 0 3102 2552 GH 4.5 A 15 3102 2556 GH 4.5 A 30</p>
Snap Attachment C/	 <p>Sulcus Former C/ Standard</p> <p>3102 1011 a / 1.5 3102 1021 a / 3.0 3102 1026 a / 4.5</p>	 <p>3104 5400 Transfer Screw C/ short 3104 5402 Transfer Screw C/ long</p> <p>3104 5410 Transfer Post C/ short 3104 5412 Transfer Post C/ long</p> <p>3104 5415 Repositioning Post C/ 3104 5416 Repositioning Post C/ narrow</p> <p>3104 5270 Balance C/ Implant Analog A</p>	 <p>Snap Attachment C/</p> <p>3102 1300 GH 1.5 3102 1310 GH 3.0 3102 1320 GH 4.5</p>
Locator C/			 <p>Locator C/ Abutment</p> <p>3102 2610 GH 2.0 3102 2612 GH 3.0 3102 2614 GH 4.0 3102 2616 GH 5.0 3102 2618 GH 6.0</p>
SynCone C/	 <p>Gingiva Former C/ D 4.2</p> <p>Products on page 28</p>		 <p>SynCone C/ Abutment</p> <p>Products on page 29</p>
Acuris C/			 <p>Conometric Abutments C/</p> <p>Products on page 23</p>

Transfer on abutment level, abutment analog	Secondary part	Accessories	Screw retention
 <p>3105 6216 Retention coping 3105 6025 Fixation screw extra long 3104 5332 Analog</p>	 <p>3105 6212 Gold Coping 3105 6216 Retention Coping 3105 6217 Retention Coping long 3105 6218 Titanium Coping</p>	 <p>3104 5322 Wax-up Coping 3105 6025 Fixation Screw extra long 3105 6026 Fixation Screw 19 mm 3102 2590 Protective Cap for Balance Base Abutment narrow</p>	 <p>3105 6022 Fixation screw occlusal M 1.6 3105 6024 Fixation screw occlusal M 1.6 long</p>
 <p>3104 5220* Laboratory Analog</p>	 <p>3102 1312** Matrix for Snap Attachment</p>		
 <p>45 - 3355 Impression Coping (4 pcs) 45 - 3356 Female Analog (4 pcs) D4</p>	 <p>3245 3347 Male Processing Package (Titanium) 3245 3348 Male Processing Package (Stainless Steel)</p>	 <p>Replacement Male (4 pcs) 45 - 3349 clear 45 - 3352 green 45 - 3350 pink 45 - 3353 orange 45 - 3351 blue 45 - 3354 red 45 - 3360 gray 45 - 3358 Processing Replacement Male (4 pcs) 45 - 3359 Block-Out Spacer (20 pcs) 45 - 3361 Processing Spacer (4 pcs)</p>	
 <p>3102 2198 Taper Cap 5° with retention</p>	 <p>3102 2198 Taper cap 5° with retention 3102 2199 Taper cap 5° without retention</p>	 <p>3105 6280 Cover Screw for Abutment straight 5° 3102 1405 Polymerization Sleeve</p>	
 <p>Conometric Impression Cap & Conometric Analog Products on page 25</p>	 <p>Conometric Final Cap Products on page 25</p>	 <p>Conometric Lab Cap Products on page 25</p>	

*direct impression of snap sphere

**snap 3102 1312 included in 3102 1300, 1310, 1320

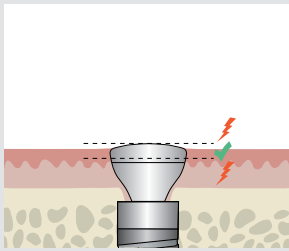
Soft tissue management and abutment assembly



Transition implant-abutment displaced toward the center

Some special characteristics have to be considered for soft tissue contouring and the choice of the final abutment:

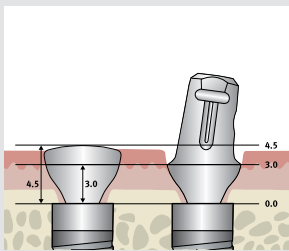
- Due to the taper connection, the diameter of the Ankylos abutments on the implant level is markedly smaller than the diameter of the implant itself.
- Soft tissues are also located under the flanks of the abutment.



Selection of the correct gingiva height

- The illustration shows the correct usage of a gingiva former.
- If the gingival level lies in the area between the two dotted lines, the correct gingiva former has been selected.

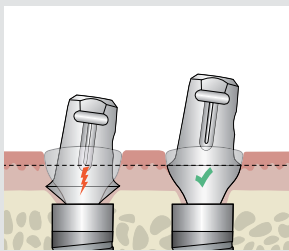
- If the level is above the upper dotted line, a higher gingiva former should be selected; if it is below the lower dotted line, a lower one should be selected.



Selection of the gingiva former corresponding to the abutment

- The gingiva former and final abutment should be selected so that they correspond in prosthetic range and gingival height.
- The description of the height of the gingiva former as shown above (GH 3.0) only refers to the region from the inter-

- face level to the edge of the crown.
- The entire gingiva former is always approximately 1.5 mm higher than the nominal height, viewed from the interface level (here: overall height 4.5 mm), in order also to shape the first part of the crown profile.

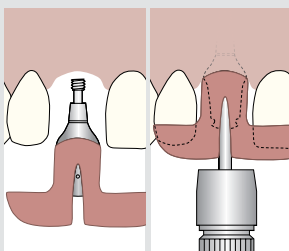


If the soft tissue passage formed is smaller than the profile of the abutment used, this may result in an avoidable compression of the gingiva. This effect occurs when:

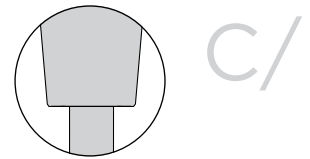
1. The gingiva former is markedly higher than the gingival level and the abutment used later on.

2. The gingiva former is suitable to the gingival height, but the gingival height of the final abutment is lower than that of the gingiva former used (see illustration).

3. The final abutment has a larger diameter than the gingiva former used (e.g. in case of a different prosthetic range).



When transferring the tapered connection without index, a transfer key safeguards the exact position of the abutment in the implant.



Impression taking C/ (without index)

IMPLANT LEVEL

Ankylos Balance C/ Transfer Post⁶

Ankylos Balance C/ Transfer Screw⁶

Ankylos Balance C/ Transfer Post

- For transferring the implant position to the master cast with the PickUp technique (open tray)

Scale 1.2:1



short



long



short



long

Order no.

3104 5410

3104 5412

3104 5400

3104 5402

Ankylos Balance C/ Repositioning Post⁶

Ankylos Balance C/ Repositioning Post narrow⁶

Ankylos Balance C/ Repositioning Post

- The option for procedures with closed tray

Scale 1.2:1



Order no.

3104 5415

3104 5416

INSTRUMENTS

Screwing in Transfer Screws and Repositioning Posts:

By hand, Screwdriver 1.0 mm hex for loosening the screws if necessary

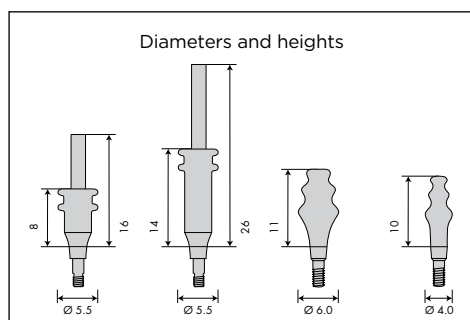
Ankylos Balance C/ Implant Analog⁶ A

Scale 1.2:1



Order no.

3104 5270



Regular C/ CROWN & BRIDGEWORK, WIDE ABUTMENTS

Ankylos Regular C/X Gingiva Former

- For simple contouring of the peri-implant soft tissue
- Selection depends on the gingival margin

Ankylos Regular C/X Gingiva Former⁴

Scale 1.2:1



GH 0.75



GH 1.5



GH 3.0



GH 4.5

Order no.	3102 4010	3102 4012	3102 4014	3102 4016
-----------	-----------	-----------	-----------	-----------

Transfer on implant level:

Transfer Post Balance C/

Impression component abutment level / Transfer on abutment level:

3-in-1 Cap as transfer cap (for angulations 0°-22.5° only)

Ankylos Regular C/X 3-in-1 Cap

- For transferring the position of the prosthetic abutment when making impressions over Ankylos Regular C/X abutments already placed in the implant
- For fabrication of a provisional restoration with snap-effect chairside (on unground abutments only)
- As wax-up coping on abutment analogs

Ankylos Regular C/X 3-in-1 Cap²⁰

Scale 1.2:1



A 0



A 7.5



A 15



A 22.5

Order no.	3104 7120	3104 7121	3104 7122	3104 7123
-----------	-----------	-----------	-----------	-----------

Ankylos Regular C/X Abutment Analog

- For fixing the prosthetic components after the impression making with the 3-in-1 cap

Ankylos Regular C/X Abutment Analog⁶

Scale 1.2:1



A 0



A 7.5

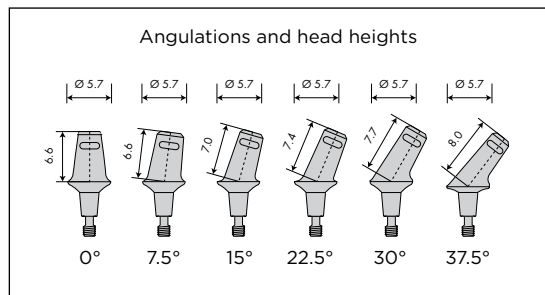
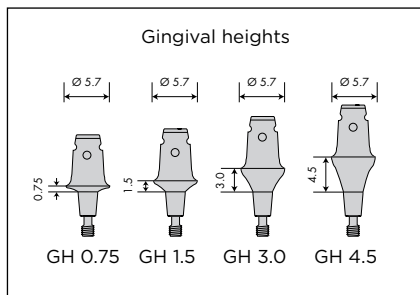


A 15



A 22.5

Order no.	3104 7110	3104 7111	3104 7112	3104 7113
-----------	-----------	-----------	-----------	-----------



Ankylos Regular C/ Abutment*

Gingival height 0.75



Scale 1.2:1

Angulation A 0 A 7.5 A 15 A 22.5 A 30 A 37.5

Order no. 3102 4150 3102 4151 3102 4152 3102 4153 3102 4154 3102 4155

Gingival height 1.5



Scale 1.2:1

Angulation A 0 A 7.5 A 15 A 22.5 A 30

Order no. 3102 4160 3102 4161 3102 4162 3102 4163 3102 4164

Gingival height 3.0



Scale 1.2:1

Angulation A 0 A 7.5 A 15 A 22.5

Order no. 3102 4170 3102 4171 3102 4172 3102 4173

Gingival height 4.5



Scale 1.2:1

Angulation A 0 A 7.5 A 15 A 22.5

Order no. 3102 4180 3102 4181 3102 4182 3102 4183

Ankylos Regular C/ Abutment

- Easily adaptable to the clinical situation with four gingival heights and up to six angulations
- Can be customized by grinding
- Cementable or laterally screw-retained, A 30 and A 37.5 also occlusally screw-retained
- **Tapered connection geometry for infinitely variable positioning**

**Ankylos
Fixation Screw
Lateral Hexagon
M 1.4⁴**



3105 6301

**Ankylos
Horizontal Screw
Seat for Fixation
Screw M 1.4⁴**



3105 6304

INSTRUMENTS**Placing Ankylos Regular C/
Abutments:**

Screwdriver 1.0 mm hex,
recommended torque 15 Ncm

**Fixing the restoration with the Lateral
Fixation Screw (only A 30 and 37.5):**

Screwdriver 1.0 mm hex,
recommended torque 10 Ncm

Balance Posterior C/ CROWN & BRIDGEWORK, NARROW ABUTMENTS

Ankylos Balance Posterior C/ Sulcus Former

- For simple contouring of the peri-implant soft tissue
- Selection depends on the gingival margin

Ankylos Balance Posterior C/ Sulcus Former⁴

Scale 1.2:1



GH 0.75



GH 1.5



GH 3.0



GH 4.5

Order no.	3102 1528	3102 1530	3102 1535	3102 1540
-----------	-----------	-----------	-----------	-----------

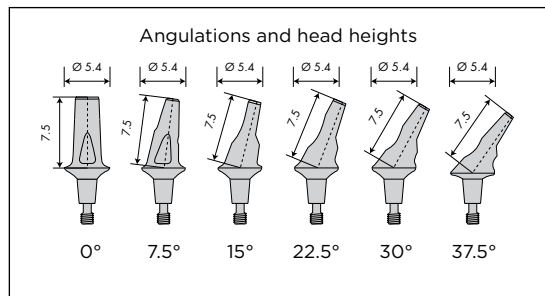
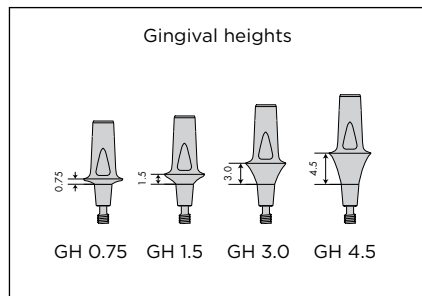
INSTRUMENTS

Placing Sulcus Formers:

Screwdriver 1.0 mm hex

Transfer on implant level:

Transfer Post Balance C/



Ankylos Balance Posterior C/ Abutment⁴

Gingival height 0.75



Scale 1.2:1



Angulation straight 7.5° 15° 22.5° 30° 37.5°

Order no.	3102 1625	3102 1647	3102 1648	3102 1652	3102 1654	3102 1659
-----------	-----------	-----------	-----------	-----------	-----------	-----------

Ankylos Balance Posterior C/ Abutment

- For crowns and bridges in the posterior region
- Optimally adaptable to the clinical situation with four gingival heights and up to six angulations
- Can be customized by grinding
- Cementable or laterally screw-retained
- **Tapered connection geometry for infinitely variable positioning**

Gingival height 1.5



Scale 1.2:1



Angulation straight 7.5° 15° 22.5° 30°

Order no.	3102 1630	3102 1649	3102 1650	3102 1653	3102 1655
-----------	-----------	-----------	-----------	-----------	-----------

Gingival height 3.0



Scale 1.2:1



Angulation straight 15°

Order no.	3102 1640		3102 1660
-----------	-----------	--	-----------

Ankylos Retaining Screw Lateral Hexagon M 1 x 0.2⁶



3105 6051

Ankylos Sleeve for Retaining Screw Lateral Hexagon¹⁴



3105 6052

Gingival height 4.5



Scale 1.2:1



Angulation straight 15°

Order no.	3102 1645		3102 1665
-----------	-----------	--	-----------

INSTRUMENTS**Placing Ankylos Balance C/ Abutments:**

Screwdriver 1.0 mm hex, recommended torque 15 Ncm

Fixing the restoration with the Lateral Retaining Screw:

Screwdriver 1.0 mm hex, recommended torque 10 Ncm

Balance Anterior C/ ANATOMICAL ABUTMENTS, ANTERIOR REGION

Ankylos Balance C/ Sulcus Former

- For simple contouring of the peri-implant soft tissue
- Selection depends on the gingival margin







INSTRUMENTS

Placing Sulcus Formers:

Screwdriver 1.0 mm hex

Ankylos Balance C/ Sulcus Former⁴

Screw for Sulcus Formers⁴

Scale 1.2:1						
Article	1.5 small	3.0 small	1.5 large	3.0 large	1.5	3.0
Order no.	3102 1510	3102 1515	3102 1520	3102 1525	3102 1505	3102 1507






Transfer on implant level:

Transfer Post C/





Ankylos Balance C/ Temporary Abutment

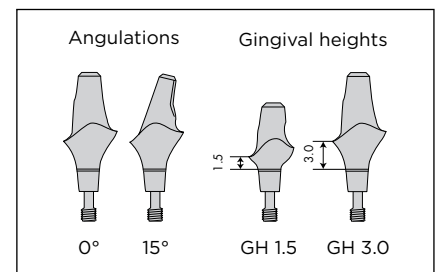
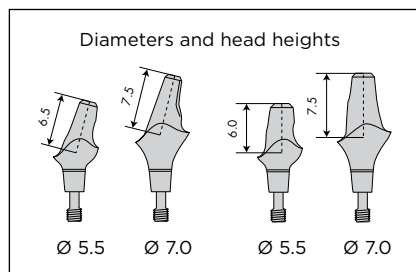
- For esthetically demanding temporary crowns and bridges
- Easily adaptable to the clinical situation with two diameters, two sulcus heights and two angulations
- Easy to use with groove for retention of the temporary denture
- Stable and x-ray visible with zirconium oxide additive

Ankylos Balance C/ Temporary Abutment ^{4/24/32}

Scale 1.2:1					
Article		small / 1.5/ straight Ø 5.5 / H 6.0	small / 3.0/ straight Ø 5.5 / H 6.0	large / 1.5/ straight Ø 7 / H 7.5	large / 3.0/ straight Ø 7 / H 7.5
Order no.		3102 3311	3102 3316	3102 3351	3102 3356

Please note that the maximum wearing time is 6 months.

Scale 1.2:1					
Article		small / 1.5/ 15° Ø 5.5 / H 6.5	small / 3.0/ 15° Ø 5.5 / H 6.5	large / 1.5/ 15° Ø 7 / H 7.5	large / 3.0/ 15° Ø 7 / H 7.5
Order no.		3102 3331	3102 3336	3102 3371	3102 3376



Ankylos Balance Anterior C/ Abutment⁴

Scale 1.2:1

Article

small / 1.5/
straight
Ø 5.5 / H 6.0small / 3.0/
straight
Ø 5.5 / H 6.0large / 1.5/
straight
Ø 7 / H 7.5large / 3.0/
straight
Ø 7 / H 7.5

Order no.

3102 1550

3102 1560

3102 1570

3102 1580

Ankylos Balance Anterior C/ Abutment

- For esthetically demanding single-tooth crowns and bridges in the anterior region
- Easily adaptable to the clinical situation with two diameters, two gingival heights and two angulations
- Can be customized by grinding
- Cementable or laterally screw-retained
- **Tapered connection geometry for infinitely variable positioning**



Scale 1.2:1

Article

small / 1.5/
15°
Ø 5.5 / H 6.5small / 3.0/
15°
Ø 5.5 / H 6.5large / 1.5/
15°
Ø 7 / H 7.5large / 3.0/
15°
Ø 7 / H 7.5

Order no.

3102 1590

3102 1600

3102 1610

3102 1620

Ankylos Cercon Balance C/ Abutment^{32/4}

Scale 1.2:1

Article

small / 1.5/
straight
Ø 5.5 / H 6.0small / 3.0/
straight
Ø 5.5 / H 6.0large / 1.5/
straight
Ø 7 / H 7.5large / 3.0/
straight
Ø 7 / H 7.5Order no. neutral

3102 3010

3102 3015

3102 3050

3102 3055

Order no. dentine

3102 3310

3102 3315

3102 3350

3102 3355

Ankylos Cercon Balance C/ Abutment

- For porcelain crowns with realistic tooth analogy in the front-tooth region
- Extremely stable, manufactured with zirconium oxide ceramic
- Easily adaptable to the clinical situation with two diameters, two gingival heights and two angulations
- Only large abutment customizable by grinding
- Two shades of neutral and dentine
- Superior esthetics with brilliant lightdynamics
- **Tapered connection geometry for infinitely variable positioning**

Please note that the indication is restricted to single-tooth restorations in the front-tooth region.



Scale 1.2:1

Article

small / 1.5/
15°
Ø 5.5 / H 6.5small / 3.0/
15°
Ø 5.5 / H 6.5large / 1.5/
15°
Ø 7 / H 7.5large / 3.0/
15°
Ø 7 / H 7.5Order no. neutral

3102 3030

3102 3035

3102 3070

3102 3075

Order no. dentine

3102 3330

3102 3335

3102 3370

3102 3375

TitaniumBase C/

METAL BASE FOR INDIVIDUAL CERAMIC ABUTMENTS

Ankylos TitaniumBase

- For the fabrication of ceramic abutments in patient-specific design
- Titanium adhesive base with prefabricated implant-abutment-connection
- Two flattened sides to prevent rotation
- Available indexed or with tapered connection geometry

Ankylos TitaniumBase⁴



Scale 1.2:1

Article



C/



C/ high

Ankylos ScanBase^{24, 4}



C/

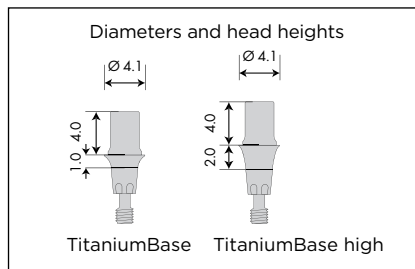


C/ high

Order no.	3102 2642	3102 2652	3102 2644	3102 2654
-----------	-----------	-----------	-----------	-----------

Ankylos ScanBase

- For scanning the abutment geometry
- Same design as TitaniumBase, made of PEEK (plastic), allows dispensing with Scanspray or powder
- Can be used with all common dental scanners



Atlantis[®] –

PATIENT-SPECIFIC CAD/CAM PROSTHETIC SOLUTIONS FOR ABUTMENTS, BARS AND BRIDGES



For a more natural result, Atlantis patient-specific CAD/CAM abutments are uniquely designed using Atlantis VAD (Virtual Abutment Design) software and manufactured using a state-of-the-art milling process. Atlantis abutments are available in titanium, gold-shaded titanium and zirconia.

Atlantis implant suprastructures are produced using the latest developments in CAD/CAM technologies, and are supported by computer based industrial and medical device expertise. Atlantis implant suprastructures are available in titanium and cobalt-chrome.

The Atlantis order is entered in the Atlantis WebOrder: www.atlantisweborder.com.

For further information please contact your local Dentsply Sirona Implants representative.



Acuris C/ CONOMETRIC ABUTMENTS

Acuris Conometric Abutment C/0°⁴ Ø3.3

Scale 1.2:1



Ø mm	3.3	3.3	3.3
A - height mm	1.48	2.98	4.48

Order no.	3102 3410	3102 3420	3102 3430
-----------	-----------	-----------	-----------

Acuris Conometric Abutment C/ straight and angled

Titanium Alloy-ELI, non-sterile

- Supporting single tooth, fixed restorations only
- Two diameters, same prosthetic interface and components for all abutments of the same diameter
- Straight Ø 3.3 mm abutments are one-piece

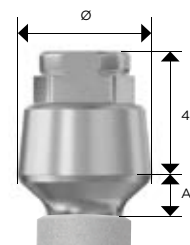
Acuris Conometric Abutment C/15°⁴ Ø3.3

Scale 1.2:1



Ø mm	3.3	3.3	3.3
A - height mm	1.49	2.99	4.49
B - height mm	2.35	3.85	5.35

Order no.	3102 3412	3102 3422	3102 3432
-----------	-----------	-----------	-----------



Acuris Conometric Abutment C/0°⁴ Ø4.5

Scale 1.2:1



Ø mm	4.5	4.5	4.5
A - height mm	1.48	2.98	4.48

Order no.	3102 3450	3102 3460	3102 3470
-----------	-----------	-----------	-----------

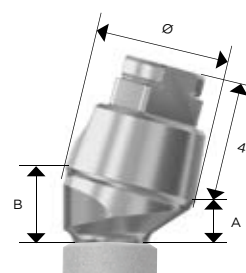
Acuris Conometric Abutment C/15°⁴ Ø4.5

Scale 1.2:1



Ø mm	4.5	4.5	4.5
A - height mm	1.49	2.99	4.49
B - height mm	2.65	4.15	5.65

Order no.	3102 3452	3102 3462	3102 3472
-----------	-----------	-----------	-----------



Acuris

RESTORATIVE INSTRUMENTS AND COMPONENTS

Conometric Abutment Driver

- Stainless steel, non-sterile
- For one-piece abutments

Conometric Abutment Driver⁶

Scale 1:1

Ø mm 3.3
Height mm 25



Ø mm 3.3
Height mm 20

Order no. 3107 2909

Order no. 3107 2910

Torque Wrench EV

Stainless steel, non-sterile

- Use together with a restorative driver handle and the conometric driver for tightening of one-piece abutments.

Torque Wrench EV⁶

Reduced scale



Order no. 25774

Torque Wrench EV Restorative Handles

Stainless steel, non-sterile

Torque Wrench EV Restorative Driver Handle⁶

Reduced scale



Low

Order no. 25776

Order no. 25777

Conometric Temporization Cap Insertion Tool

Stainless steel, non-sterile

- Used for carrying the cap to the abutment and snap the cap into place.

Conometric Temporization Cap Insertion Tool⁶

Scale 1:1

Ø mm 3.3
Height mm 24.5



Ø mm 4.5
Height mm 24.5

Order no. 3103 3636

Order no. 3103 3637

Conometric Fixation Tool

Stainless steel, non-sterile

- Activates the friction retention between Final Cap/final crown and abutment by a combination of pressure and impulse.




Conometric Fixation Tool⁶

Reduced scale



Order no. 3107 2911

Conometric Fixation Tool Tips²⁴

Scale 1.2:1			
	Tip Convex (5 pcs)	Tip U-shape (5 pcs)	Tip Concave (5 pcs)
Height mm	11	9.5	10.5
Order no.	3107 2906	3107 2907	3107 2908

Conometric Fixation Tool Tip

PEEK plastic, non-sterile, single-use

- Should be applied on the tip of Conometric Fixation Tool.

Conometric Healing Cap

PEEK plastic, one-piece, non-sterile, single-use

- The cap is a protection for the abutment when a temporary crown is not used.
- Can be used up to six months.

Conometric Impression Cap

PEEK plastic, non-sterile, single-use

- The cap is used to capture the abutment position.








Conometric Temporization Cap

Cap Ø 3.3/4.6: PEEK plastic, non-sterile, single-use

Cap Ø 4.5/5.8: PEEK plastic, non-sterile, single-use

- The cap is used to build a temporary crown.
- Can be used up to six months.



Conometric Healing Cap²⁴**Conometric Impression Cap²⁴ Conometric Temporization Cap²⁴**

Scale 1.2:1							
Abutment size Ø mm	3.3	3.3	4.5	3.3	4.5	3.3	4.5
Ø mm	4.8	6.0	6.0	5.4	5.4	4.6	5.8
Height mm	5.3	5.3	5.3	8.3	8.3	5	5.3
Order no.	3107 2101	3107 2102	3107 2103	3107 2001	3107 2002	3107 2112	3107 2114

Acuris

LABORATORY COMPONENTS

Conometric Analog⁶




Scale 1:1		
Abutment size Ø mm	3.3	4.5
Height mm	20	20
Order no.	3104 7210	3107 2020

Conometric Analog

Stainless steel, non-sterile, single-use

- Corresponds to the abutment and is used in the master model.

Conometric Lab Cap⁴

Scale 1.2:1				
Abutment size Ø mm	3.3	4.5	3.3	4.5
Ø mm	4.6	5.8	4.6	5.8
Height mm	5	5	5	5
Order no.	3107 2121	3107 2123	3107 2301	3107 2303

Conometric Lab Cap

Titanium Alloy-ELL, non-sterile, single-use

- The lab cap is used by the dental technician when fabricating the crown.

Conometric Final Cap

Titanium grade 4, TiN-coated, non-sterile, single-use

- The crown is cemented onto the cap.

Balance Base C/, SmartFix® concept

OCCLUSAL SCREW-RETAINED BRIDGES, BAR

Ankylos Gingiva Former C/ D 4.2⁴

				
Scale 1.2:1	GH 0.75	GH 1.5	GH 3.0	GH 4.5
Order no.	3102 2510	3102 2512	3102 2514	3102 2516

Ankylos Protective Cap for Balance Base Abutment narrow

- For contouring of the peri-implant soft tissue on the Balance Base Abutment C/ narrow
- For covering the narrow Base Abutment in the patient's mouth during the laboratory stage





Ankylos Analog Balance Base Abutment narrow⁴

			
Scale 1.2:1			
Order no.	3104 5332	3102 2590	3105 6212

Ankylos Retention Coping for Balance Base Abutment narrow

- For simplified transfer on abutment level
- To be used for PickUp technique with occlusal fixation screw 3105 6025 or 3105 6026

Ankylos Retention Coping for Balance Base Abutment narrow⁴

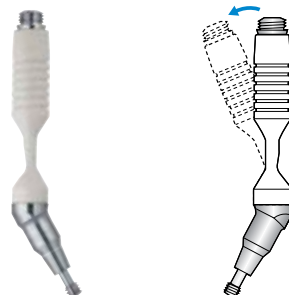
				
Scale 1.2:1				
Order no.	3105 6216	3105 6217	3105 6218	3104 5322

Pre-fabricated copings for Ankylos Balance Base Abutment C/

- For simple fabrication of prosthetic restorations without changing abutments in the patient's mouth
- Due to the overlapping thread, only Occlusal Fixation Screws 3105 6022/24/25 can be used with Copings for Balance Base Abutment narrow

Abutment Head for Balance Base Abutment C/ angled^{4,24} (as spare part)

Scale 1.2:1	
Order no.	3102 2570



Angled Balance Base Abutment C/ for SmartFix concept

For secure handling the abutment components are premounted on a seating instrument. Delivery of the angled Balance Base abutment is facilitated by the short and flexible seating instrument, especially when space is restricted.

Ankylos Balance Base Abutment C/ narrow^{4, 24} (angled version)

Gingival height 0.75



Scale 1.2:1



Angulation

A 0

Order no.

3102 2520

Gingival height 1.5



Scale 1.2:1



Angulation

A 0

Order no.

3102 2530

Gingival height 3.0



Scale 1.2:1



Angulation

A 0



A 15



A 30

Order no.

3102 2540

3102 2542

3102 2546

Gingival height 4.5



Scale 1.2:1



Angulation

A 0



A 15



A 30

Order no.

3102 2550

3102 2552

3102 2556

Ankylos Fixation Screw Occlusal M 1.6 mm Hex⁴

Scale 1.2:1

short
(anodized blue)long
(flush with coping)extra long
(extends short
coping by 5 mm)19 mm
(extends long
coping by 5 mm)

Order no.

3105 6022

3105 6024

3105 6025

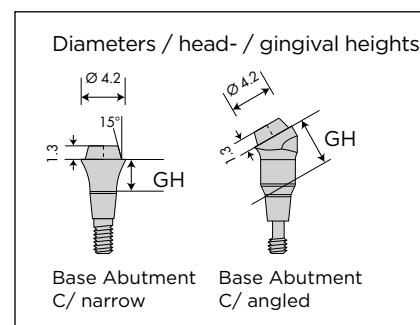
3105 6026

Ankylos Balance Base Abutment C/ narrow

- For retaining overdentures on bar constructions
- Also as an option for simple and straightforward fabrication of screw-retained bridges
- Base for CAD/CAM-manufactured bar-retained overdentures and bridges
- For occlusal screw retention only

Please note:

Balance Base Abutments must be used in pairs and are not suitable for cemented-in suprastructures. Single-tooth restorations are contra-indicated.

**INSTRUMENTS****Screwing in Ankylos Balance Base Abutments C/:**

Straight version:

Insert for Prosthetic Ratchet, 1.8 mm hex, recommended torque 25 Ncm

Angled version, abutment body:
Insert for Prosthetic Ratchet, 1.0 mm hex, recommended torque 15 NcmAngled version, abutment head:
Insert for Prosthetic Ratchet, 1.8 mm hex, recommended torque 25 Ncm**Screwing in Occlusal Fixation / Retaining Screws:**Screwdriver 1.0 mm hex,
recommended torque 10 Ncm

Finishers are available for trimming the prosthetic restoration in the laboratory.

SynCone® C/

EDENTULOUS JAW, PREFABRICATED TAPER CROWNS

Ankylos SynCone 5°

5° taper angle

- Unified head geometry for both mandible and maxilla
- Independent of the number of Implants

Additional angulations

- 7.5° for more accurate alignment in the mandible
- 22.5° and 30° specially designed for the maxilla
- All angulations available in all gingival heights for greater flexibility

Parallel gauge with rotation aid

- Standard positioning key can be locked into the shaft to simplify alignment of the abutment with the parallel gauge

Taper cap also without retention

- Immediately ready for cementing into metal framework

Cover screw for straight abutment

- Easier than resin for covering the screw channel

Ankylos Gingiva Former C/ D 4.2⁴



Scale 1.2:1

GH 0.75

GH 1.5

GH 3.0

GH 4.5

Order no.

3102 2510

3102 2512

3102 2514

3102 2516

Impression taking:

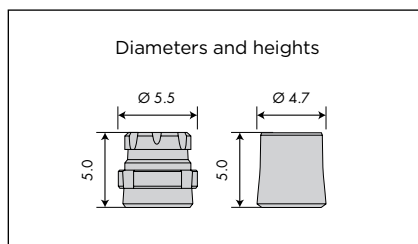
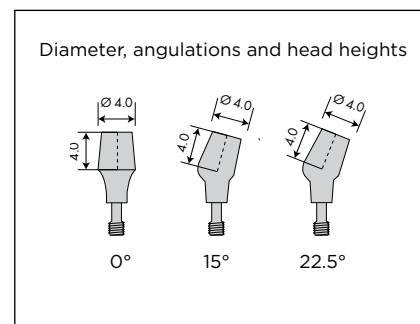
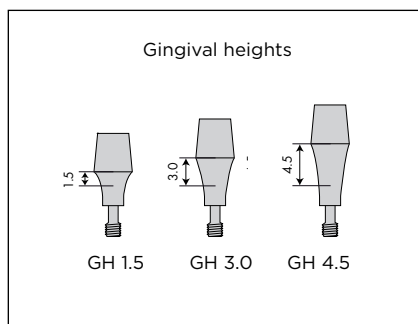
There is no impression taking when immediate loading is performed.

On healed implants impression is taken on implant level:

Transfer abutment Balance C/

When a long-term temporization is changed to the final restoration, the transfer is taken on abutment level:

SynCone taper cap with retention used as transfer cap.



Ankylos SynCone C/ Abutment⁴

Gingival height 1.5



Scale 1.2:1

Angulation



A 0 A 7.5 A 15 A 22.5 A 30

Order no.	3102 2110	3102 2112	3102 2114	3102 2116	3102 2118
-----------	-----------	-----------	-----------	-----------	-----------

Gingival height 3.0



Scale 1.2:1

Angulation



A 0 A 7.5 A 15 A 22.5 A 30

Order no.	3102 2120	3102 2122	3102 2124	3102 2126	3102 2128
-----------	-----------	-----------	-----------	-----------	-----------

Gingival height 4.5



Scale 1.2:1

Angulation



A 0 A 7.5 A 15 A 22.5 A 30


Order no.	3102 2130	3102 2132	3102 2134	3102 2136	3102 2138
-----------	-----------	-----------	-----------	-----------	-----------

**Ankylos Cover Screw
for SynCone C/
Abutment straight 5°**

Scale 1.2:1



Order no.	3105 6280
-----------	-----------

**Ankylos Taper Cap Degulor⁷
for SynCone 5°**

with retention



without retention

Order no.	3102 2198
-----------	-----------

Order no.	3102 2199
-----------	-----------

**Ankylos
Parallel Gauge
for SynCone⁴**

Scale 1.2:1



Order no.	3103 3611
-----------	-----------

**Ankylos
Polymerization
Sleeve for
SynCone²⁶**

Order no.	3102 1405
-----------	-----------

Ankylos SynCone C/ Abutment

- For restoration of the edentulous mandible with an immediately loaded prosthesis on four prefabricated interforaminal taper abutments
- For late restoration of the mandible and maxilla as prefabricated retaining element for prostheses
- Straight or angled in three sulcus heights and up to five angulations
- **Tapered connection geometry for infinitely variable positioning**

**Ankylos Taper Cap Degulor⁷
for SynCone C/**

- For abutments with 5° taper head available with retention in immediate restoration. Without retention for simplified fabrication of prostheses with metal framework in late restorations.

INSTRUMENTS**Placing Ankylos SynCone C/
Abutments:**

Screwdriver 1.0 mm hex,
recommended torque 15 Ncm

Parallel alignment of abutments:

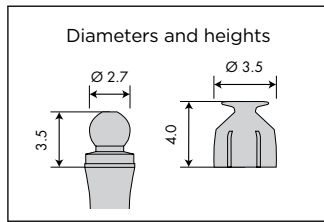
Parallel Gauge for SynCone

Snap Attachment C/

EDENTULOUS JAW, PREFABRICATED RETENTION ELEMENTS

Ankylos Abutment with Snap Attachment C/

- Overdentures in the edentulous mandible on two implants
- Fabrication of the restoration chairside or in the laboratory
- Diameter of snap sphere is 2.7 mm



Ankylos Abutment with Snap Attachment C/⁴



Scale 1.2:1



a / 1.5

a / 3.0

a / 4.5

Order no. with matrix	3102 1300	3102 1310	3102 1320
Order no. w/o matrix	3102 1301	3102 1311	3102 1321

INSTRUMENTS

Placing Ankylos Snap Attachments:

Torque Insert for Snap Attachment, recommended torque 25 Ncm

Activation/deactivation of Matrix for Snap Attachment:

Activation/Deactivation Instrument for Matrix for Snap Attachment

Ankylos Matrix for Snap Attachment¹⁴

Scale 1.2:1



Ankylos Silicone Ring²⁶ (Spare part)



Ankylos Laboratory Analog⁶ for Abutment with Snap Attachment



Order no.	3102 1312	3102 1313	3104 5220
-----------	-----------	-----------	-----------

Prosthetic restorations with extremely thin gingiva

Ankylos components with gingival height zero

- For restoring cases with primarily extremely thin alveolar mucosa

Ankylos Sulcus Former 0.0⁴

Scale 1.2:1



for A-implants



for B-implants



for C-implants



for sulcus former 0.0

Order no.	3102 1451	3102 1452	3102 1454	3102 1431
-----------	-----------	-----------	-----------	-----------

Ankylos Balance Posterior C/ Abutment⁴

Scale 1.2:1



0.0 / straight



for A-implants



for B-implants



for C-implants



for D-implants

Order no.	3102 1445	3104 7011	3104 7012	3104 7013	3104 7014
-----------	-----------	-----------	-----------	-----------	-----------

Ankylos Regular C/X Implant Analog⁶

Locator® C/

EDENTULOUS JAW, PREFABRICATED RETENTION ELEMENTS

Ankylos Locator Abutment C/⁴



Scale 1.2:1 GH 2 GH 3 GH 4 GH 5 GH 6

Order no.	3102 2610	3102 2612	3102 2614	3102 2616	3102 2618
-----------	-----------	-----------	-----------	-----------	-----------

Ankylos Locator C/

- Full arch overdentures on two implants
- Self-aligning design for easy fixation in mouth with a simple click
- Low overall height to provide greater freedom at limited space conditions
- Flexible retention for individual definition of prosthesis retention and compensation of axial divergencies

Locator Replacement Male⁴¹ (4 pieces)

Scale 1.2:1



clear, strong pink, light blue, extra light extended range: gray, zero extended range: green, strong extended range: orange, light extended range: red, extra light

Order no.	45 - 3349	45 - 3350	45 - 3351	45 - 3360	45 - 3352	45 - 3353	45 - 3354
-----------	-----------	-----------	-----------	-----------	-----------	-----------	-----------

Locator Impression Coping⁴² (4 pieces)

Scale 1.2:1



Order no.	45 - 3355
-----------	-----------

Locator Male Processing Package (Contents: 2 piece each)



Titanium⁴³ Stainless Steel⁴⁴

Order no.	45 - 3347	45 - 3348
-----------	-----------	-----------

Locator Female Analog⁴⁵ (4 pieces) D 4



Order no.	45 - 3356
-----------	-----------

Content Locator Male Processing Package:

- 2 x Matrix
- 2 x Block-Out Spacer
- 2 x Replacement Male clear, strong retention
- 2 x Replacement Male pink, light retention
- 2 x Replacement Male blue, extra light retention

Locator Black Processing Replacement Male⁴⁶ (4 pieces)

Scale 1.2:1



Order no.	45 - 3358
-----------	-----------

Locator Block-Out Spacer⁴⁷ (20 pieces)



Order no.	45 - 3359
-----------	-----------

Locator Processing Spacer⁴⁸ (4 pieces)

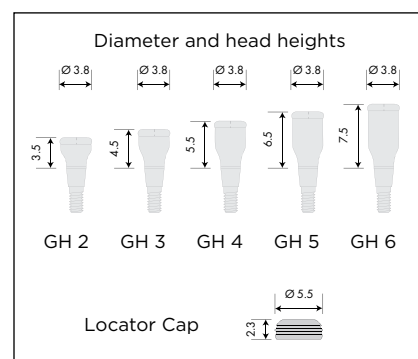


Order no.	45 - 3361
-----------	-----------

Locator Abutment Holder Sleeve⁵⁰ (4 pieces)



Order no.	45 - 3341
-----------	-----------



Locator Core Tool⁴⁹ 4-piece

Reduced scale



Order no.	45 - 3340
-----------	-----------

Ankylos Insert for Prosthetic Ratchet⁵ for Locator



Order no.	3103 3635
-----------	-----------

Locator Angle Measurement Guide⁵¹



Order no.	45 - 3345
-----------	-----------

Locator Parallel Post⁴⁶ (4 pieces)



Order no.	45 - 3346
-----------	-----------

INSTRUMENTS

Placing Locator Abutments:

Locator Core Tool, 3-piece or Ankylos Insert for Prosthetic Ratchet for Locator.

Standard C/ CROWN & BRIDGEWORK ON ABUTMENT LEVEL

Ankylos Standard C/ Sulcus Former

- For simple contouring of the peri-implant soft tissue
- They are selected depending on the gingival height and the planned abutment diameter a or b







INSTRUMENTS

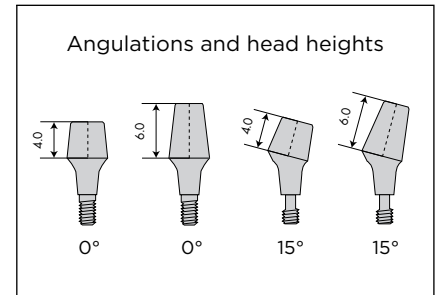
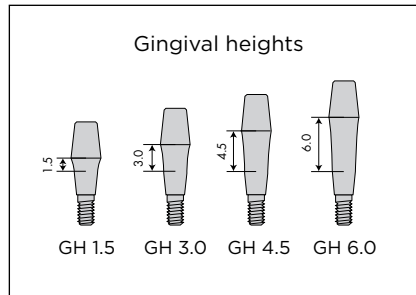
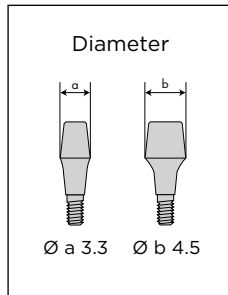
Placing Sulcus Formers / Gingiva Formers:

Screwdriver 1.0 mm hex

Ankylos Standard C/ Sulcus Former⁴

Scale 1:2:1

						
Article	a / 1.5 compact	a / 3.0 compact	a / 4.5 compact	a / 6.0 compact	b / 1.5 compact	b / 3.0 compact
Order no.	3102 1011	3102 1021	3102 1026	3102 1028	3102 1031	3102 1041



Ankylos Standard C/ Abutment*

Straight abutments

Straight Standard abutments are inserted with insertion keys for "a" abutments or "b" abutments. The M 1.6 occlusal thread is for fixing the suprastructure in place.



Scale 1.2:1



Article a/1.5/4.0 a/1.5/6.0 a/3.0/4.0 a/4.5/4.0 a/6.0/4.0 a/3.0/6.0

Order no. 3102 1050 3102 1060 3102 1070 3102 1076 3102 1078 3102 1080



Scale 1.2:1



Article b/1.5/4.0 b/1.5/6.0 b/3.0/4.0 b/3.0/6.0

Order no. 3102 1090 3102 1100 3102 1110 3102 1120

Angled abutments

15° Standard abutments are fixed in the correct position with a positioning key for preangled abutments and tightened by applying 15 Ncm to the straining screw. Screwdriver: 1.0 mm hexagon. The superstructures are retained by the M1 X 0.2 lateral retaining screw hexagon.



Scale 1.2:1



Article a/1.5/4.0 15° a/1.5/6.0 15° a/3.0/4.0 15° a/3.0/6.0 15°

Order no. 3102 1130 3102 1140 3102 1150 3102 1160



Scale 1.2:1



Article b/1.5/4.0 15° b/1.5/6.0 15° b/3.0/4.0 15° b/3.0/6.0 15°

Order no. 3102 1170 3102 1180 3102 1190 3102 1200

Ankylos Standard C/ Abutment

- High flexibility with various sizes and two angulations
- Abutment selection chairside, the abutments remain in the patient's mouth
- Simplified supragingival impressions and framework try-in
- Cementable or screw-retained (occlusal with straight abutments, lateral with angled abutments)

INSTRUMENTS

Placing Ankylos Standard C/ Abutments straight:

Insertion Key for a and b Abutments, recommended torque 25 Ncm

Placing Ankylos Standard C/ Abutments angled:

Screwdriver 1.0 mm hex, recommended torque 15 Ncm

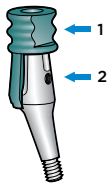
Fixing Crowns and Bridges with the Retaining Screw Occlusal or Lateral:

Screwdriver 1.0 mm hex, recommended torque 10 Ncm

Standard C/ CROWN & BRIDGEWORK ON ABUTMENT LEVEL

Ankylos Standard TransferCap

- For transfer of the abutment position to the master cast
- Fixed on the abutment by retention, on straight abutments also with the wax-up screw long (pick-up impression with open tray)



Please note:
With 15° abutments adjust the flat (1) side of the transfer cap in line with the lateral threads (2).

Ankylos Standard TransferCap²⁷

Scale 1.2:1



a / 1.5 / 4.0
a / 3.0 / 4.0



a / 1.5 / 6.0
a / 3.0 / 6.0

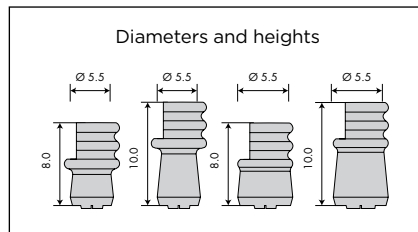


b / 1.5 / 4.0
b / 3.0 / 4.0



b / 1.5 / 6.0
b / 3.0 / 6.0

Order no.	3104 5011	3104 5021	3104 5031	3104 5041
-----------	-----------	-----------	-----------	-----------



Ankylos Standard Temporary Cap

- For simple and quick fabrication of temporary components on Standard abutments straight and angled
- Fabrication chairside or in the laboratory

Ankylos Standard Temporary Cap²⁰

Scale 1.2:1



a / 1.5 / 4.0
a / 3.0 / 4.0



a / 1.5 / 6.0
a / 3.0 / 6.0



b / 1.5 / 4.0
b / 3.0 / 4.0



b / 1.5 / 6.0
b / 3.0 / 6.0

Order no.	3104 5280	3104 5290	3104 5300	3104 5310
-----------	-----------	-----------	-----------	-----------

Ankylos Standard Laboratory Analog one piece

- For laboratory fabrication of the implant prosthetics in the Standard system
- For fixing gold copings in the soldering model

Ankylos Standard Laboratory Analog⁶ one piece

Scale 1.2:1



a / 1.5 / 4.0
a / 3.0 / 4.0
straight



a / 1.5 / 6.0
a / 3.0 / 6.0
straight



b / 1.5 / 4.0
b / 3.0 / 4.0
straight



b / 1.5 / 6.0
b / 3.0 / 6.0
straight

Order no.	3104 5140	3104 5150	3104 5160	3104 5170
-----------	-----------	-----------	-----------	-----------

Scale 1.2:1



a / 1.5 / 4.0
a / 3.0 / 4.0
15°



a / 1.5 / 6.0
a / 3.0 / 6.0
15°



b / 1.5 / 4.0
b / 3.0 / 4.0
15°



b / 1.5 / 6.0
b / 3.0 / 6.0
15°

Order no.	3104 5142	3104 5152	3104 5162	3104 5172
-----------	-----------	-----------	-----------	-----------

Ankylos Standard Wax-up Coping²⁰ straight & 15°, for single crowns



Scale 1.2:1
a / 1.5 / 4.0
a / 3.0 / 4.0



a / 1.5 / 6.0
a / 3.0 / 6.0



b / 1.5 / 4.0
b / 3.0 / 4.0



b / 1.5 / 6.0
b / 3.0 / 6.0

Order no.	3104 5180	3104 5190	3104 5200	3104 5210
-----------	-----------	-----------	-----------	-----------

Ankylos Standard Wax-up Coping Bridge²⁰ straight & 15°, for bridges



Scale 1.2:1
a / 1.5 / 4.0
a / 3.0 / 4.0



a / 1.5 / 6.0
a / 3.0 / 6.0



b / 1.5 / 4.0
b / 3.0 / 4.0



b / 1.5 / 6.0
b / 3.0 / 6.0

Order no.	3104 5182	3104 5192	3104 5202	3104 5212
-----------	-----------	-----------	-----------	-----------

Ankylos Standard Gold Coping Degunorm¹²



Scale 1.2:1
a / 1.5 / 4.0
a / 3.0 / 4.0



a / 1.5 / 6.0
a / 3.0 / 6.0



b / 1.5 / 4.0
b / 3.0 / 4.0



b / 1.5 / 6.0
b / 3.0 / 6.0

Order no.	3105 6160	3105 6170	3105 6180	3105 6190
-----------	-----------	-----------	-----------	-----------

Ankylos Fixation Screw Occlusal, short⁴



Scale 1.2:1

Ankylos Retaining Screw Lateral Hexagon M 1 x 0.2⁵



Ankylos Sleeve for Retaining Screw Lateral Hexagon¹⁴



Ankylos Screw for Gold Coping 1.6 mm⁴



Order no.	3105 6022	3105 6051	3105 6052	3105 6140
-----------	-----------	-----------	-----------	-----------

Ankylos Standard Wax-up Coping

- For waxing single-tooth crowns for straight and angled Standard abutments
- Occlusal and lateral holes for screw-retained suprastructures
- Ribs for rotation locking
- Also for cemented restorations

Ankylos Standard Wax-up Coping Bridge

- For fabrication of bridges for straight and angled Standard abutments
- Occlusal and lateral holes for screw-retained superstructures
- Also for cemented restorations

Ankylos Standard Gold Coping




- For fabrication of bar restorations on straight Standard abutments






INSTRUMENTS

Fixing crowns and bridges with the Fixation Screw Occlusal or Lateral:
Screwdriver 1.0 mm hex,
recommended torque 10 Ncm

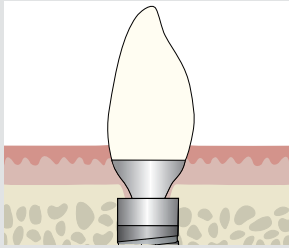
Fixing bars with the Screw for Gold Coping:
Screwdriver 1.6 mm blade,
recommended torque 10 Ncm

Prosthetic concepts /X (with index) – overview

Crown & bridgework	Gingiva formers/sulcus formers	Transfer on implant level
<p>Balance Anterior /X</p>	 <p>Balance Anterior C/ Sulcus Former</p> <p>3102 1510 1.5 small 3102 1515 3.0 small 3102 1520 1.5 large 3102 1525 3.0 large</p>	
<p>Regular /X</p>	 <p>Regular C/X Gingiva Former</p> <p>3102 4010 GH 0.75 3102 4012 GH 1.5 3102 4014 GH 3.0 3102 4016 GH 4.5</p>	 <p>3104 7040 Transfer Post Pick-Up short 3104 7042 Transfer Post Pick-Up long 3104 7044 Repositioning Post short 3104 7046 Repositioning Post long 3104 7011 Regular C/X Implant Analog A</p>
<p>TitaniumBase /X</p>	<p>Individual gingiva forming</p>	

Abutments	Transfer on abutment level, abutment analog	Accessories	Screw retention
 <p>Balance Anterior X/</p> <p>3102 2710 small GH 1.5 A 0 3102 2715 small GH 3.0 A 0 3102 2730 small GH 1.5 A 15 3102 2735 small GH 3.0 A 15 3102 2750 large GH 1.5 A 0 3102 2755 large GH 3.0 A 0 3102 2770 large GH 1.5 A 15 3102 2775 large GH 3.0 A 15</p>		 <p>Temporary abutments</p> <p>3102 3311 small 1.5 A 0 3102 3316 small 3.0 A 0 3102 3331 small 1.5 A 15 3102 3336 small 3.0 A 15 3102 3351 large 1.5 A 0 3102 3356 large 3.0 A 0 3102 3371 large 1.5 A 15 3102 3376 large 3.0 A 15</p>	 <p>3105 6301 Fixation Screw Lateral Hexagon M 1.4</p>  <p>3105 6304 Horizontal Screw Seat for Fixation Screw M 1.4</p>
 <p>Regular X/</p> <p>3102 4110 GH 0.75 A 0 3102 4120 GH 1.5 A 0 3102 4130 GH 3.0 A 0 3102 4140 GH 4.5 A 0 3102 4111 GH 0.75 A 7.5 3102 4121 GH 1.5 A 7.5 3102 4131 GH 3.0 A 7.5 3102 4141 GH 4.5 A 7.5 3102 4112 GH 0.75 A 15 3102 4122 GH 1.5 A 15 3102 4132 GH 3.0 A 15 3102 4142 GH 4.5 A 15 3102 4113 GH 0.75 A 22.5 3102 4123 GH 1.5 A 22.5 3102 4133 GH 3.0 A 22.5 3102 4143 GH 4.5 A 22.5 3102 4114 GH 0.75 A 30 3102 4124 GH 1.5 A 30 3102 4115 GH 0.75 A 37.5</p>	 <p>3104 7120 Regular C/X 3-in-1 Cap A 0</p> <p>3104 7110 Regular C/X Abutment Analog A 0</p> <p>3104 7121 Regular C/X 3-in-1 Cap A 7.5</p> <p>3104 7111 Regular C/X Abutment Analog A 7.5</p> <p>3104 7122 Regular C/X 3-in-1 Cap A 15</p> <p>3104 7112 Regular C/X Abutment Analog A 15</p> <p>3104 7123 Regular C/X 3-in-1 Cap A 22.5</p> <p>3104 7113 Regular C/X Abutment Analog A 22.5</p>		 <p>3105 6301 Fixation Screw Lateral Hexagon M 1.4</p>  <p>3105 6304 Horizontal Screw Seat for Fixation Screw M 1.4</p>
 <p>TitaniumBase X/</p> <p>3102 2646 TitaniumBase /X 3102 2656 TitaniumBase /X high</p>		 <p>ScanBase X/</p> <p>3102 2648 ScanBase /X 3102 2658 ScanBase /X high</p>	

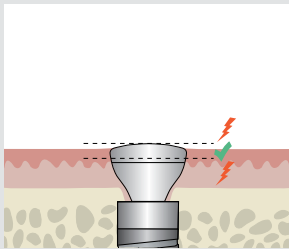
Soft tissue management and abutment assembly



Transition implant-abutment displaced toward the center

Some special characteristics have to be considered for soft tissue contouring and the choice of the final abutment:

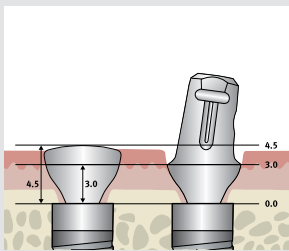
- Due to the taper connection, the diameter of the Ankylos abutments on the implant level is markedly smaller than the diameter of the implant itself.
- Soft tissues are also located under the flanks of the abutment.



Selection of the correct gingiva height

- The illustration shows the correct usage of a gingiva former.
- If the gingival level lies in the area between the two dotted lines, the correct gingiva former has been selected.

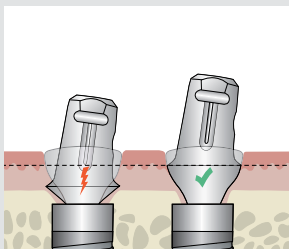
- If the level is above the upper dotted line, a higher gingiva former should be selected; if it is below the lower dotted line, a lower one should be selected.



Selection of the gingiva former corresponding to the abutment

- The gingiva former and final abutment should be selected so that they correspond in prosthetic range and gingival height.
- The description of the height of the gingiva former as shown above (GH 3.0) only refers to the region from the

- interface level to the edge of the crown.
- The entire gingiva former is always approximately 1.5 mm higher than the nominal height, viewed from the interface level (here: overall height 4.5 mm), in order also to shape the first part of the crown profile.

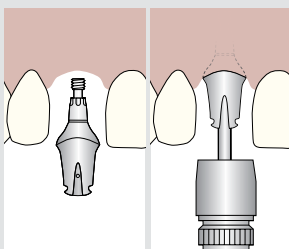


If the soft tissue passage formed is smaller than the profile of the abutment used, this may result in an avoidable compression of the gingiva. This effect occurs when:

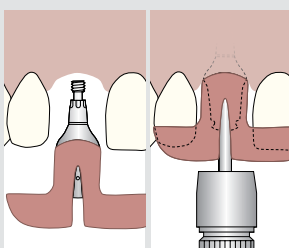
1. The gingiva former is markedly higher than the gingival level and the abutment used later on.

2. The gingiva former is suitable to the gingival height, but the gingival height of the final abutment is lower than that of the gingiva former used (see illustration).

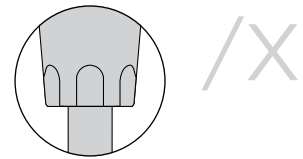
3. The final abutment has a larger diameter than the gingiva former used (e.g. in case of a different prosthetic range).



When using indexed abutments, the index serves as an aid for placement in six possible positions.



However, for reasons of easier handling, we recommend the usage of a transfer key.



Impression taking /X (with index)

IMPLANT LEVEL

Ankylos /X Transfer Post⁶ (PickUp Technique)
with screw extension²⁴

Ankylos PickUp Screw Extension
(10 pieces) spare part

Ankylos /X Transfer Post

- For transferring the implant position to the master cast with the PickUp technique (open tray)

Scale 1.2:1



short

long


Order no.	3104 7040	3104 7042	3104 7048
-----------	-----------	-----------	-----------

Ankylos Regular C/X Transfer Post⁶ (Repositioning Technique)

Ankylos Regular C/X Transfer Post (Repositioning Technique)

- For transferring the implant position to the master cast with the repositioning technique (closed tray)

Scale 1.2:1



short

long

Order no.	3104 7044	3104 7046
-----------	-----------	-----------

Ankylos Regular C/X Implant Analog⁶ A

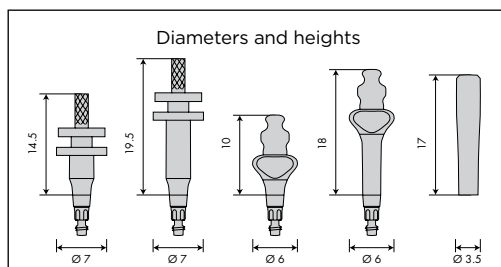
Ankylos C/X Implant Analog

- For fixing the prosthetic components in the master cast

Scale 1.2:1



Order no.	3104 7011
-----------	-----------



Regular /X

CROWN & BRIDGEWORK, WIDE ABUTMENTS

Ankylos Regular C/X Gingiva Former

- For simple contouring of the peri-implant soft tissue
- Selection depends on the gingival margin

Ankylos Regular C/X Gingiva Former⁴

Scale 1.2:1



GH 0.75



GH 1.5



GH 3.0



GH 4.5

Order no.	3102 4010	3102 4012	3102 4014	3102 4016
-----------	-----------	-----------	-----------	-----------

Transfer on implant level:

Repositioning Post /X

Transfer on abutment level:

3-in-1 Cap as transfer cap (for angulations 0°-22.5° only)

Ankylos Regular C/X 3-in-1 Cap

- For transferring the position of the prosthetic abutment when making impressions over Ankylos Regular C/X abutments already placed in the implant
- For fabrication of a provisional restoration with snap-effect chairside (on unground abutments only)
- As wax-up coping on abutment analogs

Ankylos Regular C/X 3-in-1 Cap²⁰

Scale 1.2:1



A 0



A 7.5



A 15



A 22.5

Order no.	3104 7120	3104 7121	3104 7122	3104 7123
-----------	-----------	-----------	-----------	-----------

Ankylos Regular C/X Abutment Analog

- For fixing the prosthetic components after the impression making with the 3-in-1 cap

Ankylos Regular C/X Abutment Analog⁶

Scale 1.2:1



A 0



A 7.5

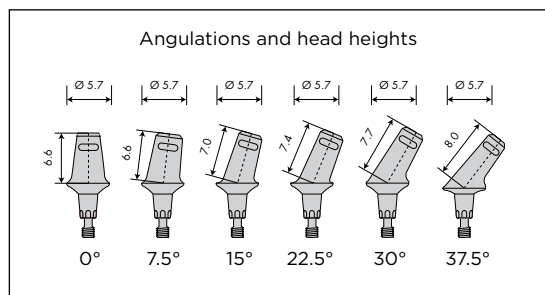
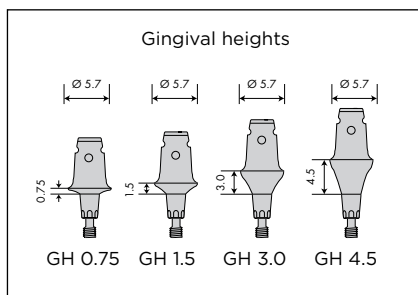


A 15



A 22.5

Order no.	3104 7110	3104 7111	3104 7112	3104 7113
-----------	-----------	-----------	-----------	-----------



Ankylos Regular /X Abutment*

Gingival height 0.75



Scale 1.2:1

Angulation A 0 A 7.5 A 15 A 22.5 A 30 A 37.5

Order no.	3102 4110	3102 4111	3102 4112	3102 4113	3102 4114	3102 4115
-----------	-----------	-----------	-----------	-----------	-----------	-----------

Ankylos Regular /X Abutment

- Easily adaptable to the clinical situation with four gingival heights and up to six angulations
- Can be customized by grinding
- Cementable or laterally screw-retained, A 30 and A 37.5 also occlusally screw-retained
- Available indexed or with tapered connection geometry

Gingival height 1.5



Scale 1.2:1

Angulation A 0 A 7.5 A 15 A 22.5 A 30

Order no.	3102 4120	3102 4121	3102 4122	3102 4123	3102 4124
-----------	-----------	-----------	-----------	-----------	-----------

Gingival height 3.0



Scale 1.2:1

Angulation A 0 A 7.5 A 15 A 22.5

Order no.	3102 4130	3102 4131	3102 4132	3102 4133
-----------	-----------	-----------	-----------	-----------

Ankylos
Fixation Screw
Lateral Hexagon
M 1.4⁴



3105 6301

Ankylos
Horizontal Screw
Seat for Fixation
Screw M 1.4⁴



3105 6304

Gingival height 4.5



Scale 1.2:1

Angulation A 0 A 7.5 A 15 A 22.5

Order no.	3102 4140	3102 4141	3102 4142	3102 4143
-----------	-----------	-----------	-----------	-----------

INSTRUMENTS

Placing Ankylos Regular /X Abutments:

Screwdriver 1.0 mm hex,
recommended torque 15 Ncm

Fixing the restoration with the Lateral Fixation Screw (only A 30 and 37.5):

Screwdriver 1.0 mm hex,
recommended torque 10 Ncm

Balance Anterior /X

ANATOMICAL ABUTMENTS, ANTERIOR REGION

Ankylos Balance C/ Sulcus Former

- For simple contouring of the peri-implant soft tissue
- Selection depends on the gingival margin

INSTRUMENTS

Placing Sulcus Formers:

Screwdriver 1.0 mm hex

Ankylos Balance C/ Sulcus Former⁴

Screw for Sulcus Formers⁴

Scale 1.2:1						
Article	1.5 small	3.0 small	1.5 large	3.0 large	1.5	3.0
Order no.	3102 1510	3102 1515	3102 1520	3102 1525	3102 1505	3102 1507





Transfer on implant level:





Transfer Post /X

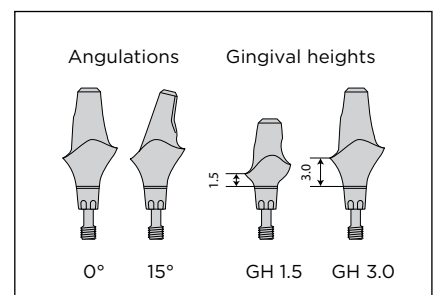
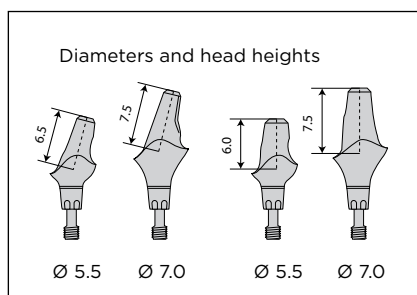
Ankylos Balance Anterior /X Abutment

- For esthetically demanding single-tooth crowns and bridges in the anterior region
- Easily adaptable to the clinical situation with two diameters, two gingival heights and two angulations
- Can be customized by grinding
- Cementable or laterally screw-retained
- **Available indexed or with tapered connection geometry**

Ankylos Balance Anterior /X Abutment⁴

Scale 1.2:1				
Article	small / 1.5 / straight Ø 5.5 / H 6.0	small / 3.0 / straight Ø 5.5 / H 6.0	large / 1.5 / straight Ø 7 / H 7.5	large / 3.0 / straight Ø 7 / H 7.5
Order no.	3102 2710	3102 2715	3102 2750	3102 2755

Scale 1.2:1				
Article	small / 1.5 / 15° Ø 5.5 / H 6.5	small / 3.0 / 15° Ø 5.5 / H 6.5	large / 1.5 / 15° Ø 7 / H 7.5	large / 3.0 / 15° Ø 7 / H 7.5
Order no.	3102 2730	3102 2735	3102 2770	3102 2775



TitaniumBase /X

METAL BASE FOR INDIVIDUAL CERAMIC ABUTMENTS

Ankylos TitaniumBase⁴



Scale 1.2:1

Article



/X



/X high

Ankylos ScanBase^{24,4}



/X



/X high

Order no.

3102 2646

3102 2656

3102 2648

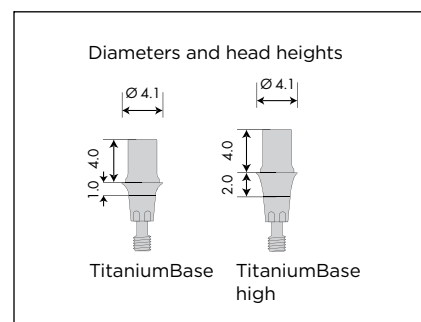
3102 2658

Ankylos TitaniumBase

- For the fabrication of ceramic abutments in patient-individual design
- Titanium adhesive base with pre-fabricated implant-abutment-connection
- Two flattened sides to prevent rotation
- Available indexed or with tapered connection geometry

Ankylos ScanBase

- For scanning the abutment geometry
- Same design as TitaniumBase, made of PEEK (plastic), allows dispensing with scanspray or powder
- Can be used with all common dental scanners



Atlantis[®] -

PATIENT-SPECIFIC CAD/CAM PROSTHETIC SOLUTIONS FOR ABUTMENTS, BARS AND BRIDGES



For a more natural result, Atlantis patient-specific CAD/CAM abutments are uniquely designed using Atlantis VAD (Virtual Abutment Design) software and manufactured using a state-of-the-art milling process. Atlantis abutments are available in titanium, gold-shaded titanium and zirconia.

Atlantis implant suprastructures are produced using the latest developments in CAD/CAM technologies, and are supported by computer based industrial and medical device expertise. Atlantis implant suprastructures are available in titanium and cobalt-chrome.

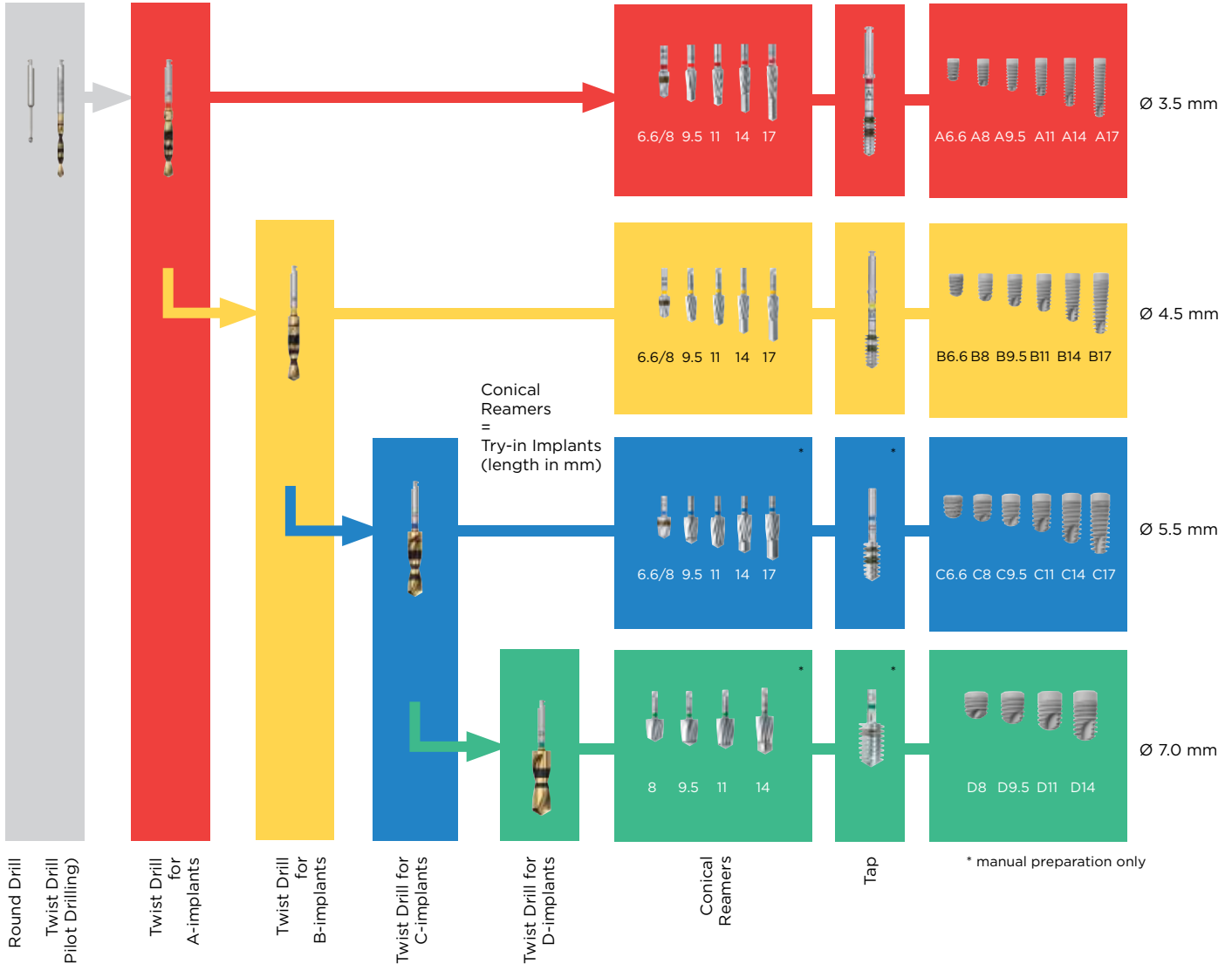
The Atlantis order is entered in the Atlantis WebOrder: www.atlantisweborder.com.

For further information please contact your local Dentsply Sirona Implants representative.



Surgical instruments

DRILLS




	Round Drill ⁶	Lindemann Drill ⁶	Twist Drill ⁶		Parallel Gauge ² for Lindemann Drill	Parallel Gauge ² for Twist Drill	Extension Instrument HXSS ⁶
Scale 1:1							
	D 1.8 mm	D 2 mm, L 8 mm	D 2 mm, L 11 mm	D 2 mm/S D 2 mm/M	Ring marking		
Order no.	3103 7040	3103 7041	3103 7042	3103 7043 3103 7044	3103 3025	3103 3026	3103 7408

DRILLS

Ankylos Twist Drill⁶

Scale 1:1



Lengths For implants

S M

A A

Order no.	3103 7052	3103 7053
-----------	-----------	-----------

Scale 1:1



Lengths For implants

S M

B B

Order no.	3103 7062	3103 7063
-----------	-----------	-----------

Scale 1:1




Lengths For implants

S M

C C

Order no.	3103 7072	3103 7073
-----------	-----------	-----------

Scale 1:1



Lengths For implants

S M


D D

Order no.	3103 7082	3103 7083
-----------	-----------	-----------

Ankylos Twist Drills⁶

- For implant site preparation up to the planned implant diameter

The effective drilling depth during preparation is slightly deeper than the specified implant length.



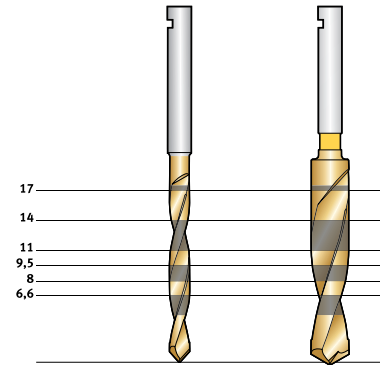
A	B	C	D
0.4 mm	0.5 mm	0.6 mm	0.8 mm

Diameter of drills (mm)

2.9 3.8 4.7 5.7

Please note:

All drills can be cleaned and resterilized max. 10 times (i.e. 10 patients). Blunt or damaged instruments must be replaced immediately.

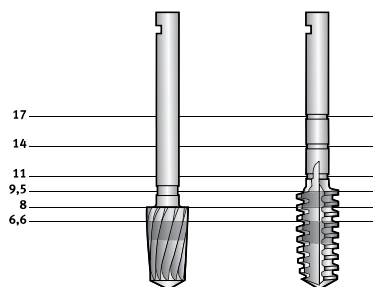


Surgical instruments

MOTOR REAMERS/TAPS

Ankylos Conical Reamer

- For widening the cavity to fit the conical core of the implants
- One reamer per implant
- For use with the contra-angle handpiece (motor, A and B-implants only)
- Also used as a try-in implant
- Available in two lengths
Instrument motor: shaft length 21 mm
Instrument motor long: shaft length 28 mm



Ankylos Conical Reamers⁶

Scale 1:1



For implants **A6.6/A8** **A9.5** **A11** **A14** **A17**

Order no. motor	3103 7185	3103 7188	3103 7190	3103 7200	3103 7202
Order no. motor long	3103 7186	3103 7189	3103 7191	3103 7201	3103 7203

Scale 1:1



For implants **B6.6/B8** **B9.5** **B11** **B14** **B17**

Order no. motor	3103 7205	3103 7208	3103 7210	3103 7220	3103 7230
Order no. motor long	3103 7206	3103 7209	3103 7211	3103 7221	3103 7231

Ankylos Tap

- For preparation of the Ankylos implant thread
- One tap per implant diameter
- Depth calibration by ring marks or shading
- For use with the contra-angle handpiece (motor, A and B-implants only)

Ankylos Tap⁶

Scale 1:1



For implants **A** **B**

Order no. motor	3103 7440	3103 7450
Order no. motor long	3103 7441	3103 7451

MOTOR SEATING INSTRUMENTS

**Ankylos Seating Instrument
for C/X Implants^{6, 52}**

**Ankylos PTFE ring⁵²
(5 pieces)**

Scale 1:1



short, HXSS
motor



long, HXSS
motor

Order no.	3103 7541	3103 7543	3103 7530
-----------	-----------	-----------	-----------

Surgical instruments

MANUAL REAMERS/TAPS

Ankylos Conical Reamer

- For widening the cavity to fit the conical core of the implants
- One reamer per implant
- For use with the ratchet (manual)
- Also used as a try-in implant

Ankylos Conical Reamers⁶

Scale 1:1



For implants ■ A6.6/A8 ■ A9.5 ■ A11 ■ A14 ■ A17

Order no. manual	3103 3185	3103 3188	3103 3190	3103 3200	3103 3202
------------------	-----------	-----------	-----------	-----------	-----------

Scale 1:1



For implants ■ B6.6/B8 ■ B9.5 ■ B11 ■ B14 ■ B17

Order no. manual	3103 3205	3103 3208	3103 3210	3103 3220	3103 3230
------------------	-----------	-----------	-----------	-----------	-----------


Scale 1:1



For implants ■ C6.6/C8 ■ C9.5 ■ C11 ■ C14 ■ C17

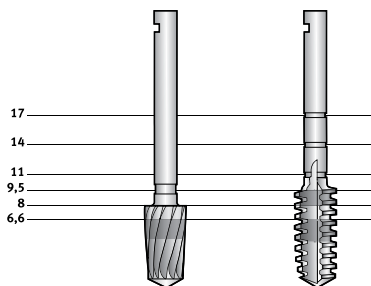
Order no. manual	3103 3233	3103 3235	3103 3238	3103 3240	3103 3250
------------------	-----------	-----------	-----------	-----------	-----------

Scale 1:1



For implants ■ D8 ■ D9.5 ■ D11 ■ D14

Order no. manual	3103 3252	3103 3254	3103 3256	3103 3258
------------------	-----------	-----------	-----------	-----------



Ankylos Tap⁶

Scale 1:1



For implants ■ A ■ B ■ C ■ D

Order no. manual	3103 3260	3103 3270	3103 3280	3103 3285
------------------	-----------	-----------	-----------	-----------

Ankylos Tap

- For preparation of the Ankylos implant thread
- One tap per implant diameter
- Depth calibration by ring marks or shading
- For use with the ratchet (manual)

RATCHET/RATCHET INSERTS

Surgical Ratchet with Torque Indication⁶



Reduced scale

Ankylos Ratchet Spring⁶

Ankylos Open-end Wrench C/X⁶



Surgical Ratchet with Torque Indication

- For more safety during manual placement of implants
- Readable torque indicator
- Can be set for right/left rotation

Order no.	3103 7500	3103 3031	3103 7502
-----------	-----------	-----------	-----------


Ankylos Ratchet Insert for Motor Instruments⁶ for conical reamers and taps

Scale 1:1



short, HXSS medium, HXSS long, HXSS

Ankylos Ratchet Insert for Manual Instruments⁶ for conical reamers and taps



short medium long

Ankylos Ratchet Inserts

- For use with motor-driven instruments with ISO shank 2.35 mm and with the hexagonal clamping system (HXSS) in the ratchet

Ankylos Ratchet Inserts

- For use with the manually-driven instruments in the ratchet (shank diameter 2.5mm)

Order no.	3103 7510	3103 7511	3103 7512	3103 3070	3103 3080	3103 3090
-----------	-----------	-----------	-----------	-----------	-----------	-----------

Ankylos Seating Instrument for C/X Implants⁶ for manual placement

Scale 1:1



short medium long

Ankylos Implant Driver C/X with Screwdriver⁶ for manual placement



short medium long

Ankylos Implant Drivers

- For placement of Ankylos C/X implants

Ankylos Implant Driver C/X with Screwdriver

- For implant placement and loosening of the placement head without changing the instrument

Order no.	3103 7531	3103 7532	3103 7533	3103 7471	3103 7472	3103 7473
-----------	-----------	-----------	-----------	-----------	-----------	-----------

Ankylos PTFE ring⁵² (5 pieces)

Reduced scale

Ankylos Handle for Instruments, XL⁶

Ankylos Insertion Handle for C/X Implants, extra long^{6, 52}



Order no.	3103 7530	3103 3095	3103 7539
-----------	-----------	-----------	-----------

Surgical instruments

DRILLS FOR GUIDED SURGERY

Ankylos Rotary Tissue Punch GS

- For the minimally invasive exposure of the surgical site

Ankylos Initial Drill GS

- For removal of soft tissue and bone above the implant shoulder after use of the mucosa punch
- For beveling/smoothing the planned implant position (specific to the implant diameter)

	Ankylos Rotary Tissue Punch GS ⁶		Ankylos Initial Drill GS ⁶		Ankylos Twist Drill GS, Ø 2 mm ⁶			
Scale 1:1								
	■ for A-implants	■ for B-implants	■ for A-implants	■ for B-implants	8	9.5	11	14
Order no.	3103 7610	3103 7612	3103 7602	3103 7604	3103 7621	3103 7622	3103 7623	3103 7624

Ankylos Twist Drill GS and Tri-Spade-Drill GS

- Drills in implant length for implant site preparation up to the planned implant diameter
- The drills are guided in the surgical guide by the sleeves for drills (Sleeve-on-Drill System)

Please note:

Instruments named "GS" are only for use with Dentsply Sirona Implants Guided Surgery procedures.

	Ankylos Tri-Spade Drill GS ⁶							
Scale 1:1								
	■ A 8	■ A 9.5	■ A 11	■ A 14	■ B 8	■ B 9.5	■ B 11	■ B 14
Order no.	3103 7631	3103 7632	3103 7633	3103 7634	3103 7641	3103 7642	3103 7643	3103 7644

Ankylos Sleeves for Twist Drill and Tri-Spade-Drills

- For safe guidance of the drills in the surgical guide (Sleeve-on-Drill System)

Drill sleeve must be replaced after the operation (one-patient sleeves). They are intended for single-use.

INSTRUMENTS

No instruments are required for mounting the Ankylos sleeves to the drills and implant drivers.

	Sleeve for Ankylos Drill GS ⁶				Sleeve for Ankylos Tri-Spade Drill GS ⁶		
Scale 1:1							
Implant lengths	■ for A-implants	■ for B-implants					
Order no.	3103 7727	3103 7728	3103 7701	3103 7725	3103 7702	3103 7723	3103 7703
Contents:	1 piece each 3103 7701 3103 7702		1 piece each 3103 7725 3103 7723 3103 7703				

Ankylos Conical Reamer GS⁶

Scale 1:1



■ for implants A8 / A9.5

■ for implants A11 / A14

■ for implants B8 / B9.5

■ for implants B11 / B14

Ankylos Conical Reamer GS

- For widening the cavity to fit the conical core of the implants
- One reamer each for two implant lengths

Order no.	3103 7651	3103 7653	3103 7661	3103 7663
-----------	-----------	-----------	-----------	-----------

Ankylos Tap GS⁶

Scale 1:1



■ A 8

■ A 9.5

■ A 11

■ A 14

■ B 8

■ B 9.5

■ B 11

■ B 14

Ankylos Tap GS

- For pre-tapping of the Ankylos C/X implant threads
- One tap per implant diameter and length

Please note:

Cutting instruments should generally be replaced after 20 cycles of use. Blunt or damaged instruments must be replaced immediately.

Order no.	3103 7671	3103 7672	3103 7673	3103 7674	3103 7681	3103 7682	3103 7683	3103 7684
-----------	-----------	-----------	-----------	-----------	-----------	-----------	-----------	-----------

Ankylos Implant Drivers for Guided Surgery (GS)⁶

Scale 1:1



short

long

short

long

narrow
■ for A-implants

wide
■ for B-implants

Ankylos Sleeve for Implant Driver GS⁶ (spare part)



■ for A-implants

■ for B-implants

Ankylos Stabilization Abutment GS^{6, 52}



■ for A-implants

■ for B-implants

Ankylos Implant Driver GS

- Available in two lengths and with diameters narrow for A-implants and wide for B-implants

Ankylos Stabilization Abutment GS

- For preventing lateral displacement and rotation of the Simplant Safe Guide during preparation of multiple implant sites

Order no.	3103 7690	3103 7692	3103 7691	3103 7693	3103 7706	3103 7726	3103 7721	3103 7722
-----------	-----------	-----------	-----------	-----------	-----------	-----------	-----------	-----------

Ankylos Positioning Aid^{2, 4}

Scale 1:1



■ for A-implants

■ for B-implants

Ankylos Positioning Aid

- For preoperative fabrication of prosthetic restorations
- Incorporation of the restoration directly after implant surgery

Order no.	3104 5801	3104 5802
-----------	-----------	-----------

Surgical kits

The surgical kits – customized for your requirements

- Simple, flexible and economical with the modular design with absolute minimum number of instruments required
- Can be customized with additional modules as required
- Instruments securely fixed in silicone holders
- Clear and simple user guidance during surgery
- Can be cleaned easily and thoroughly

Ankylos Surgical Kit ■ ■ motor AB

Reduced scale



All instruments required for placement of Ankylos C/X A- and B-implants

Order no. 3103 6523

Ankylos Surgical Kit ■ ■ manual AB



All instruments required for placement of Ankylos C/X A- and B-implants

Order no. 3103 6513

Ankylos Surgical Kit ■ ■ ■ manual ABC

Reduced scale



All instruments required for placement of Ankylos C/X A-, B- and C-implants

Order no. 3103 6503

Ankylos Surgical Kit ExpertEase (Guided Surgery) ■ ■ motor AB



Additional instruments required for template-guided placement of Ankylos C/X A- and B-implants, lengths L 8 – L 14

Order no. 3103 6530

Ankylos Washtray

Ankylos Washtray

Reduced scale



Order no. 3103 6600

Ankylos Washtray Sterilization Container



Order no. 3103 6602

Ankylos Drill Module
(empty)

	■ motor A		■ motor B	
Order no.	3103 6573		3103 6574	
	■ manual A	■ manual B	■ manual C	■ manual D
Order no.	3103 6561	3103 6562	3103 6563	3103 6564
	GS 2.0 (Guided Surgery)	■ GS A (Guided Surgery)	■ GS B (Guided Surgery)	
Order no.	3103 6583	3103 6584	3103 6585	



Ankylos Tool Module
(empty)

Order no.	3103 6560	3103 6582	3103 6551
-----------	-----------	-----------	-----------

Ankylos Tool Module GS **Ankylos Tray Cover**
(empty, Guided Surgery)

Ankylos Surgical Kit Tray
(empty)

	■ ■ motor AB	■ ■ ■ manual ABC	■ ■ ExpertEase
Order no.	3103 6542	3103 6540	3103 6531

Spare Parts Washtray

Ankylos Washtray Overlay

Order no.	3103 6601	3107 1003
-----------	-----------	-----------

**Reusable Filter for Washtray
Sterilization Container (2 pcs.)**

Instrument Holder for ISO shank
(5 pcs.)

Order no.	3107 1004	3107 1006
-----------	-----------	-----------

**Instrument Holder for Ratchet
Insert (5 pcs.)**

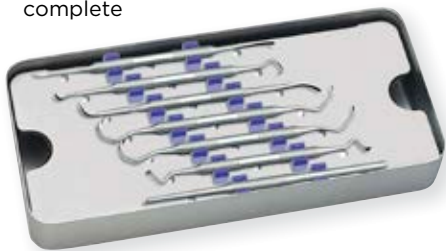
Additional surgical instruments

SINUS FLOOR ELEVATION

Ankylos Sinus Lift Instruments

- Instrument set for open sinus floor elevation
- Only for use with appropriate surgical training

Ankylos Surgery Tray Sinus Lift Instruments complete



Order no. 3103 6350

Ankylos Sinus Lift Elevators[®]

Elevator 01

Elevator 02

Elevator 03

Membrane-Elevator
small

Reduced scale



Order no. 3103 4510

Order no. 3103 4520

Order no. 3103 4530

Order no. 3103 4540

Membrane-
Elevator large

Membrane-
Elevator small,
double curved

Dental Chisel

Surgical
Hammer
for Sinus Lift

Reduced scale



Order no. 3103 4550

Order no. 3103 4560

Order no. 3103 4570

Order no. 3103 4580

OSTEOTOMY

Ankylos BoneExpander[®]

Size 01

Size 02

Size 03

Size 04


Reduced scale



Ankylos BoneExpander

- For extension of the alveolar ridge by separating the labial and palatal bone lamellae
- D-shaped cross-section of working tips

Ankylos Surgery Tray BoneExpander complete



Order no.

3103 4310

3103 4320

3103 4330

3103 4340

Order no.

3103 6300

Ankylos BoneCondenser[®]

Position
Marker

Pilot Bone-
Condenser

Bone-
Condenser
■ A-implants

Bone-
Condenser
■ B-implants


Bone-
Condenser
■ C-implants

Reduced scale



Ankylos BoneCondenser

- For preparation of the implant site in very soft bone
- Also used for internal sinus lift
- Round cross-section of working tips



Ankylos Surgery Tray BoneCondenser, complete

Order no.

3103 6320

Order no. straight

3103 4350

3103 4360

3103 4370

3103 4380

3103 4390

Order no. bayonett

3103 4352

3103 4362

3103 4372

3103 4382

3103 4392

Ankylos Surgery Tray BoneCondenser, bayonett, complete

Order no.

3103 6325

Surgical unit

Frios Unit S/i

- Easy user concept, specially designed for implant surgery
- Powerful surgical motor with utmost running smoothness
- User-oriented program sequence with tapping function directly controlled by pushbutton

Frios Unit S/i

Included: Frios Unit S/i with surgical motor (cable length 1.8 m), stand for motor, stand for irrigation bag, foot control, mains cable, locking pin for motor, set of hose rings (5 pieces), coolant hose



Reduced scale

	V 220 - 240 AC	V 100 - 130 AC
Order no.	90 - 6600	90 - 6605

Frios Contra-angle Handpieces

- Patented hexagon clamping system for smooth treatment sequence and less wear of instruments
- Demountable version with 90°-rotatable head for areas that are difficult to access which meets most demanding hygiene requirements
- LED version with neutral white-light with high luminosity and a wider field of illumination than conventional halogen lamps

Frios Contra-angle Handpiece



Reduced scale

	WS-75 20:1 demountable	WI-75 20:1	WI-75 LED G
Order no.	90 - 6720	90 - 6710	90 - 6810

Note for Frios Unit S users:
Problems of compatibility may occur when using these contra-angle handpieces with the Frios Unit S. Please contact your distributor prior to ordering or initial operation.

Frios Handpiece



Reduced scale

	straight 1:1	angled 1:1	straight SI-11 LED G
Order no.	90 - 5030	90 - 5050	90 - 6850

Surgical unit

ACCESSORIES

Frios Unit S/i Surgical Motor (cable length 1.8 m)

Suitable for Frios Unit S/i

Order no.	90 - 6620
-----------	-----------

Frios Unit S/i Foot Control

Suitable for Frios Unit S/i

Order no.	90 - 6630
-----------	-----------

For availability of further spare parts and accessories for Frios Unit S/i, Frios Unit S and Frios Unit E please contact your Dentsply Sirona Implants distributor.

Internal Irrigation Tube for Frios Contra-angle Handpiece 20:1

Suitable for Frios Unit S/i and Frios Unit S

Order no.	90 - 5042
-----------	-----------

Internal Irrigation Tube, long (for Drill Extension)

Suitable for Frios Unit S/i and Frios Unit S

Order no.	90 - 5043
-----------	-----------

Frios Unit S, Frios Unit E Sterile Cover Foil for Surgical Motor (10 pieces)

Suitable for all Frios Surgical Units

Order no.	90 - 6442
-----------	-----------

Frios Unit S Set Hose Rings (5 pieces)

Suitable for all Frios Surgical Units

Order no.	90 - 6443
-----------	-----------

Frios Unit S Surgical Motor (cable length 1.8 m)

Suitable for Frios Unit S

Order no.	90 - 6410
-----------	-----------

Frios Unit S Foot Control ON/OFF

Suitable for Frios Unit S

Order no.	90 - 6420
-----------	-----------

COOLANT HOSES

Frios Unit S/i Coolant Hose (motor cable 2.2 m/5 pieces)



Reduced scale

Order no.	90 - 6446
-----------	-----------

Frios ISU Coolant Hose universal (5 pieces), also suitable for ASU



Order no.	90 - 5005
-----------	-----------

Frios Unit S Coolant Hose (motor cable 1.8 m/5 pieces)



Order no.	90 - 6440
-----------	-----------

Frios Unit S Coolant Hose (motor cable 3.5 m/3 pieces)

Frios Unit E Coolant Hose (motor cable 1.8 m/5 pieces), with Luer-Lock connection for three-way stopcock



Reduced scale

Order no.	90 - 6441
-----------	-----------

Order no.	90 - 6542
-----------	-----------

Additional surgical instruments

ACCESSORIES

Ankylos Unscrew Instrument for Cover Screws

- insert for the handle for screwdrivers
- Self-cutting, anti-clockwise rotation for safe removal of cover screws from the implant

Ankylos Unscrew Instrument for Cover Screws⁶

Scale 1:1



short



long

Ankylos Handle for Screwdriver⁶



Standard
Ø 7 mm



Standard
Ø 12 mm

Order no.	3103 3434	3103 3435	3103 3410	3103 3415
-----------	-----------	-----------	-----------	-----------

ATP Punch

- For trepanation of the soft tissue with rotating punch sleeve and simultaneous marking of the alveolar ridge

ATP Punch⁶

Scale 1:1



Sleeve for ATP Punch⁶



Order no.	3103 4090	3103 4091
-----------	-----------	-----------

Trial abutments

Ankylos Laboratory Trial Abutment Tray Balance Posterior
(with 60 trial abutments)

Ankylos Trial Abutment Tray Standard Abutments
(with 64 trial abutments)

Reduced scale



Order no.	3104 5710	3104 5500
-----------	-----------	-----------

Ankylos Trial Abutment⁵³

single abutments
in a set of 4

	Trial Abutment a / 1.5 / 4.0 red	Trial Abutment a / 1.5 / 6.0 yellow	Trial Abutment a / 3.0 / 4.0 red	Trial Abutment a / 3.0 / 6.0 yellow
Order no. straight	3104 5550	3104 5560	3104 5570	3104 5580
Order no. 15°	3104 5630	3104 5640	3104 5650	3104 5660


	Trial Abutment b / 1.5 / 4.0 blue	Trial Abutment b / 1.5 / 6.0 green	Trial Abutment b / 3.0 / 4.0 blue	Trial Abutment b / 3.0 / 6.0 green
Order no. straight	3104 5590	3104 5600	3104 5610	3104 5620
Order no. 15°	3104 5670	3104 5680	3104 5690	3104 5700

Prosthetic instruments

**Ankylos
Prosthetic Tray mini**

Ankylos Prosthetic Tray

Reduced
scale



Order no.

3103 6165

3103 6120

**Ankylos Prosthetic Tray
Balance Abutment System**

**Ankylos Prosthetic Tray
Standard Abutment System**

Order no.

3103 6140

3103 6150

	3103 6165 (mini)	3103 6120	3103 6140 (Balance)	3103 6150 (Standard)
Contents Prosthetic Tray:				
Handle for Screwdriver, Standard Ø 7 mm		■	■	■
Unscrew Instrument for Cover Screw, short		■	■	■
Unscrew Instrument for Cover Screw, long		■	■	■
Screwdriver Insert, 1.6 mm blade		■		■
Screwdriver Insert, 1.0 mm hex		■	■	■
Screwdriver Insert, 1.0 mm blade		■		■
Positioning Key for Preangled Abutments		■		■
Insert for Prosthetic Ratchet Screwdriver, 1.0 mm hex, 15 Ncm	■	■	■	■
Insert for Prosthetic Ratchet Screwdriver, 1.8 mm hex, 25 Ncm		■	■	
Insert for Prosthetic Ratchet Screwdriver, 1.0 mm hex, short , 10 Ncm		■	■	■
Insert for Prosthetic Ratchet for a-Abutments, straight (Standard), 25 Ncm		■		■
Insert for Prosthetic Ratchet for b-Abutments, straight (Standard), 25 Ncm		■		■
Prosthetic Ratchet	■	■	■	■
Mounting Device	■	■	■	■

Prosthetic instruments

Ankylos Hexagon Screwdriver,⁶ 1 mm

Scale 1:1



Order no.	3103 3400	3103 3410	3103 3415
-----------	-----------	-----------	-----------

Ankylos Handle for Screwdriver⁶



Standard
Ø 7 mm



Standard
Ø 12 mm

Ankylos Unscrew instrument for cover screws

- Can be inserted into the handle for screwdrivers
- Self-cutting, screw-in instrument for safe removal of cover screws

Ankylos Unscrew Instrument for Cover Screws⁶

Scale 1:1



short



long

Ankylos Screwdriver Insert 1.6 mm blade⁶



for slot screws

Order no.	3103 3434	3103 3435	3103 3450
-----------	-----------	-----------	-----------

Ankylos Screwdriver Insert

Scale 1:1



1.0 mm
hexagon⁶

for 1.0 hexagon
socket screws



short



1.8 mm
hexagon⁶

short



1.0 mm blade⁶

for the headless
screws with cemented
superstructures

Order no.	3103 3455	3103 3456	3103 3457	3103 3458	3103 3460
-----------	-----------	-----------	-----------	-----------	-----------

Ankylos Activator for Snap Attachment^{6, 20}

Reduced
scale



Ankylos Deactivator for Snap Attachment^{6, 20}



Positioning
Key⁶

preangled Standard
Abutments

Order no.	3103 3501	3103 3502	3103 3485
-----------	-----------	-----------	-----------

**Ankylos Mounting Device
for Prosthetic Ratchet
Inserts⁶**

Scale 1:1



Ankylos Prosthetic Ratchet⁶



Order no.

3103 3632

3103 3630

Ankylos Insert for Prosthetic Ratchet⁶

Scale 1:1



1.0 mm
hex

1.0 mm
hex long

1.0 mm
hex short

1.8 mm
hex

for
Locator

for Snap
Attachment

for a-
Abutments

for b-
Abutments

for a-Abut-
ments long

for b-Abut-
ments long

Order no.
Torque Ncm

3103 3625
15

3103 3628
15

3103 3626
10

3103 3627
25

3103 3635
30

3103 3623
25

3103 3621
25

3103 3622
25

3103 3633
25

3103 3634
25

**Ankylos Laboratory
Screwdriver^{6/20} torque 10 Ncm**

Reduced
scale



Ankylos Finisher⁶



for Balance Base
Abutment narrow

for Taper Occlusal
Retention Screw

for Taper Lateral
Retention Screw

**Ankylos Handle for Abutment
Analogues and Abutments^{6/54}**



Order no.

3103 3640

3103 3571

3103 3580

3103 3590

3103 3602

















Models and materials

DEMONSTRATION MODELS

Demo models

Order no.	Article
3109 9201	Ankylos C/X Acrylic Model Maxilla Crown and Bridge (3 implants without prosthetics)
3109 9240	Ankylos Acrylic Model Mandible, Edentulous (4 implants without prosthetics)
3109 9262	Ankylos SynCone Alignment Model (without prosthetics)
3109 9261	Ankylos SynCone Acrylic Model with prosthetics
3109 9265	Ankylos SmartFix Acrylic Model without prosthetics

Explanation of the symbols on labels and instructions for use

	Date of manufacture.		Do not re-use, Single use only.		Consult instructions for use. ifu.dentsplysirona.com	Consult instructions for use.*
	Legal manufacturer.		Do not re-sterilize.		LOT/BATCH number.	
	Expired date.		GOST is the valid quality certification system in Russian Federation.		Article number.	
	Sterilized using irradiation.		Products carrying the CE mark fulfill the requirements of the Medical Device Directive.		Contains article number (GTIN number), lot number and quantity.	
	Caution: Federal (USA) law restricts this product to sale by or on a order of a dentist.		Identification of Notified Body.			
	The product is not sterile.		Do not use if package is damaged.			

* To read PDF files you will need Adobe Reader. Download free of charge at get.adobe.com/reader.

Models and materials

MATERIAL SPECIFICATIONS

Metals

Type	Index	Composition
Titan	2	Ti grade 2, DIN EN ISO 5832-2
Titanium	3	Ti grade 4, DIN EN ISO 5832-2
Titanium	4	Ti6Al4V ELI
Aluminium	5	AlMg ₃
Stainless steel	6	Surgical Steel
Stainless steel	49	316L SS SS/303 SE
Stainless steel	51	316L SS
Permador® PDF*	11	Au: 60%, Pt: 39%, Ir: 1%
Degunorm***	12	Au: 73,8%, Pt: 9,0%, Ag: 9,2%, Cu: 4,4%, Zn: 2,0%, Ir: 0,1%, In: 1,5%
Degulor® 3406	13	Au: 65,0%, Ag: 13,0%, Cu: 11,5%, Pt: 8,9%, Pd: 1,0%, Zn: 0,5%, Ir: 0,1%
Permador®	14	Au: 60,0%, Pt: 24,9%, Pd: 15%, Ir: 0,1%
Polyethylene/Aluminium	42	LDPE/6061 T6 Al
Polyamide/Polyethylene/Stainless steel/Plastics	43	Nylon/LDPE/Ti6Al4V/Silicone Rubber
Polyamide/Polyethylene/Stainless steel/Plastics	44	Nylon/LDPE/303 SE SS/Silicone Rubber
Aluminium	45	6061 T6 Aluminum
Brass/Polyoxymethylene	48	MS-002, DELRIN, 1/4"
Brass/Polysulfone	50	MS-013-1 POLYSULFONE (3/8")

* TEC 12.1; ** TEC 16.7

Plastics

Type	Index	Composition
Polyoxymethylene (POM)	20	
Polyetheretherketone (PEEK)	24	
Silicone	26	
Silicone	47	Silicone Rubber
Polycarbonate	27	
Polyamide	41	Zytel 101I Nylon
Polyethylene/Aluminium	42	LDPE/6061 T6 Al
Polyamide/Polyethylene/Stainless steel/Plastics	43	Nylon/LDPE/Ti6Al4V/Silicone Rubber
Polyamide/Polyethylene/Stainless steel/Plastics	44	Nylon/LDPE/303 SE SS/Silicone Rubber
Polyethylene	46	LDPE
Brass/Polyoxymethylene	48	MS-002, DELRIN, 1/4"
Brass/Polysulfone	50	MS-013-1 POLYSULFONE (3/8")
Polytetrafluorethylene	52	
Polysulfone	53	
Polyvinylchloride	54	

Ceramics

Type	Index	Composition
Zirconium oxide	32	ZrO ₂

Product index

Order No.	Article	Page	Order No.	Article	Page
25774	Torque Wrench EV	24	3102 1028	Standard C/ Sulcus Former Compact a / 6.0	32
25776	Torque Wrench EV Restorative Driver Handle	24	3102 1031	Standard C/ Sulcus Former Compact b / 1.5	32
25777	Torque Wrench EV Restorative Driver Handle, Low	24	3102 1041	Standard C/ Sulcus Former Compact b / 3.0	32
3101 0110	C/X Membrane Screw Ø 3.5 mm	04	3102 1050	Standard C/ Abutment a / 1.5 / 4.0 straight	33
3101 0120	C/X Membrane Screw Ø 6.0 mm	04	3102 1060	Standard C/ Abutment a / 1.5 / 6.0 straight	33
3101 0130	C/X Membrane Screw Ø 6.0 mm, sinus lift 1 mm	04	3102 1070	Standard C/ Abutment a / 3.0 / 4.0 straight	33
3101 0140	C/X Membrane Screw Ø 6.0 mm, sinus lift 2 mm	04	3102 1076	Standard C/ Abutment a / 4.5 / 4.0 straight	33
3101 0403	C/X Implant A 6.6 Ø 3.5 / L 6.6	05	3102 1078	Standard C/ Abutment a / 6.0 / 4.0 straight	33
3101 0405	C/X Implant A 8 Ø 3.5 / L 8	05	3102 1080	Standard C/ Abutment a / 3.0 / 6.0 straight	33
3101 0408	C/X Implant A 9.5 Ø 3.5 / L 9.5	05	3102 1090	Standard C/ Abutment b / 1.5 / 4.0 straight	33
3101 0410	C/X Implant A 11 Ø 3.5 / L 11	05	3102 1100	Standard C/ Abutment b / 1.5 / 6.0 straight	33
3101 0420	C/X Implant A 14 Ø 3.5 / L 14	05	3102 1110	Standard C/ Abutment b / 3.0 / 4.0 straight	33
3101 0422	C/X Implant A 17 Ø 3.5 / L 17	05	3102 1120	Standard C/ Abutment b / 3.0 / 6.0 straight	33
3101 0423	C/X Implant B 6.6 Ø 4.5 / L 6.6	05	3102 1130	Standard C/ Abutment a / 1.5 / 4.0 15°	33
3101 0425	C/X Implant B 8 Ø 4.5 / L 8	05	3102 1140	Standard C/ Abutment a / 1.5 / 6.0 15°	33
3101 0428	C/X Implant B 9.5 Ø 4.5 / L 9.5	05	3102 1150	Standard C/ Abutment a / 3.0 / 4.0 15°	33
3101 0430	C/X Implant B 11 Ø 4.5 / L 11	05	3102 1160	Standard C/ Abutment a / 3.0 / 6.0 15°	33
3101 0440	C/X Implant B 14 Ø 4.5 / L 14	05	3102 1170	Standard C/ Abutment b / 1.5 / 4.0 15°	33
3101 0450	C/X Implant B 17 Ø 4.5 / L 17	05	3102 1180	Standard C/ Abutment b / 1.5 / 6.0 15°	33
3101 0452	C/X Implant C 6.6 Ø 5.5 / L 6.6	05	3102 1190	Standard C/ Abutment b / 3.0 / 4.0 15°	33
3101 0453	C/X Implant C 8 Ø 5.5 / L 8	05	3102 1200	Standard C/ Abutment b / 3.0 / 6.0 15°	33
3101 0455	C/X Implant C 9.5 Ø 5.5 / L 9.5	05	3102 1300	Abutment with Snap Attachment C/ a / 1.5 complete	30
3101 0458	C/X Implant C 11 Ø 5.5 / L 11	05	3102 1301	Abutment with Snap Attachment C/ a / 1.5	30
3101 0460	C/X Implant C 14 Ø 5.5 / L 14	05	3102 1310	Abutment with Snap Attachment C/ a / 3.0 complete	30
3101 0470	C/X Implant C 17 Ø 5.5 / L 17	05	3102 1311	Abutment with Snap Attachment C/ a / 3.0	30
3101 0472	C/X Implant D 8 Ø 7.0 / L 8	05	3102 1312	Snap for Abutment with snap attachment	30
3101 0474	C/X Implant D 9.5 Ø 7.0 / L 9.5	05	3102 1313	Silicone Ring for Snap Attachment	30
3101 0476	C/X Implant D 11 Ø 7.0 / L 11	05			
3101 0478	C/X Implant D 14 Ø 7.0 / L 14	05			
3101 0480	C/X Cover Screw	04			
3101 0481	C/X Cover Screw, 1 mm	04			
3101 0482	C/X Cover Screw, 2 mm	04			
3102 1011	Standard C/ Sulcus Former Compact a / 1.5	32			
3102 1021	Standard C/ Sulcus Former Compact a / 3.0	32			
3102 1026	Standard C/ Sulcus Former Compact a / 4.5	32			

Order No.	Article	Page
3102 1320	Abutment with Snap Attachment C/ a / 4.5 complete	30
3102 1321	Abutment with Snap Attachment C/ a / 4.5	30
3102 1405	Polymerisation Sleeve for SynCone	29
3102 1431	Central Screw Hex for Permador Abutment	30
3102 1445	Balance Posterior C/ 0.0 straight	30
3102 1451	Sulcus Former 0.0 A	30
3102 1452	Sulcus Former 0.0 B	30
3102 1454	Sulcus Former 0.0 C	30
3102 1505	Screw for Sulcus Former Balance Anterior 1.5	20 42
3102 1507	Screw for Sulcus Former Balance Anterior 3.0	20 42
3102 1510	Balance Anterior C/ Sulcus Former 1.5 small, with screw	20 42
3102 1515	Balance Anterior C/ Sulcus Former 3.0 small, with screw	20 42
3102 1520	Balance Anterior C/ Sulcus Former 1.5 large, with screw	20 42
3102 1525	Balance Anterior C/ Sulcus Former 3.0 large, with screw	20 42
3102 1528	Balance Posterior C/ Sulcus Former 0.75	18
3102 1530	Balance Posterior C/ Sulcus Former 1.5	18
3102 1535	Balance Posterior C/ Sulcus Former 3.0	18
3102 1540	Balance Posterior C/ Sulcus Former 4.5	18
3102 1550	Balance Anterior C/ small / 1.5 straight	21
3102 1560	Balance Anterior C/ small / 3.0 straight	21
3102 1570	Balance Anterior C/ large / 1.5 straight	21
3102 1580	Balance Anterior C/ large / 3.0 straight	21
3102 1590	Balance Anterior C/ small / 1.5 15°	21
3102 1600	Balance Anterior C/ small / 3.0 15°	21
3102 1610	Balance Anterior C/ large / 1.5 15°	21
3102 1620	Balance Anterior C/ large / 3.0 15°	21
3102 1625	Balance Posterior C/ 0.75 straight	19
3102 1630	Balance Posterior C/ 1.5 straight	19
3102 1640	Balance Posterior C/ 3.0 straight	19
3102 1645	Balance Posterior C/ 4.5 straight	19
3102 1647	Balance Posterior C/ 0.75 7.5°	19
3102 1648	Balance Posterior C/ 0.75 15°	19
3102 1649	Balance Posterior C/ 1.5 7.5°	19
3102 1650	Balance Posterior C/ 1.5 15°	19

Order No.	Article	Page
3102 1652	Balance Posterior C/ 0.75 22.5°	19
3102 1653	Balance Posterior C/ 1.5 22.5°	19
3102 1654	Balance Posterior C/ 0.75 30°	19
3102 1655	Balance Posterior C/ 1.5 30°	19
3102 1659	Balance Posterior C/ 0.75 37.5°	19
3102 1660	Balance Posterior C/ 3.0 15°	19
3102 1665	Balance Posterior C/ 4.5 15°	19
3102 2110	SynCone C/ Abutment 1.5 straight 5°	29
3102 2112	SynCone C/ Abutment 1.5 / 7.5° 5°	29
3102 2114	SynCone C/ Abutment 1.5 / 15° 5°	29
3102 2116	SynCone C/ Abutment 1.5 / 22.5° 5°	29
3102 2118	SynCone C/ Abutment 1.5 / 30° 5°	29
3102 2120	SynCone C/ Abutment 3.0 straight 5°	29
3102 2122	SynCone C/ Abutment 3.0 / 7.5° 5°	29
3102 2124	SynCone C/ Abutment 3.0 / 15° 5°	29
3102 2126	SynCone C/ Abutment 3.0 / 22.5° 5°	29
3102 2128	SynCone C/ Abutment 3.0 / 30° 5°	29
3102 2130	SynCone C/ Abutment 4.5 straight 5°	29
3102 2132	SynCone C/ Abutment 4.5 / 7.5° 5°	29
3102 2134	SynCone C/ Abutment 4.5 / 15° 5°	29
3102 2136	SynCone C/ Abutment 4.5 / 22.5° 5°	29
3102 2138	SynCone C/ Abutment 4.5 / 30° 5°	29
3102 2198	Taper cap Degulor with retention for SynCone 5°	29
3102 2199	Taper cap Degulor without retention for SynCone 5°	29
3102 2510	Gingiva Former C/ Ø 4.2 GH 0.75	26 28
3102 2512	Gingiva Former C/ Ø 4.2 GH 1.5	26 28
3102 2514	Gingiva Former C/ Ø 4.2 GH 3.0	26 28
3102 2516	Gingiva Former C/ Ø 4.2 GH 4.5	26 28
3102 2520	Balance Base Abutment C/ narrow GH 0.75	27
3102 2530	Balance Base Abutment C/ narrow GH 1.5	27
3102 2540	Balance Base Abutment C/ narrow GH 3.0	27
3102 2542	Balance Base Abutment C/ GH 3 / A 15	27
3102 2546	Balance Base Abutment C/ GH 3 / A 30	27

Product index

Order No.	Article	Page	Order No.	Article	Page
3102 2550	Balance Base Abutment C/ narrow GH 4.5	27	3102 3310	Cercon Balance C/ small 1.5 straight, dentin	21
3102 2552	Balance Base Abutment C/ GH 4.5 / A 15	27	3102 3311	Temporary Abutment Balance small 1.5 0° dentin	20
3102 2556	Balance Base Abutment C/ GH 4.5 / A 30	27	3102 3315	Cercon Balance C/ small 3.0 straight, dentin	21
3102 2570	Balance Base Abutment Head	26	3102 3316	Temporary Abutment Balance small 3.0 0° dentin	20
3102 2590	Protective cap for Balance Base abutment narrow	26	3102 3330	Cercon Balance C/ small 1.5 15°, dentin	21
3102 2610	Locator C/ GH 2.0	31	3102 3331	Temporary Abutment Balance small 1.5 15° dentin	20
3102 2612	Locator C/ GH 3.0	31	3102 3335	Cercon Balance C/ small 3.0 15°, dentin	21
3102 2614	Locator C/ GH 4.0	31	3102 3336	Temporary Abutment Balance small 3.0 15° dentin	20
3102 2616	Locator C/ GH 5.0	31	3102 3350	Cercon Balance C/ large 1.5 straight, dentin	21
3102 2618	Locator C/ GH 6.0	31	3102 3351	Temporary Abutment Balance large 1.5 0° dentin	20
3102 2642	TitaniumBase C/	22	3102 3355	Cercon Balance C/ large 3.0 straight, dentin	21
3102 2644	ScanBase C/	22	3102 3356	Temporary Abutment Balance large 3.0 0° dentin	20
3102 2646	TitaniumBase /X	43	3102 3370	Cercon Balance C/ large 1.5 15°, dentin	21
3102 2648	ScanBase /X	43	3102 3371	Temporary Abutment Balance large 1.5 15° dentin	20
3102 2652	TitaniumBase C/ high	22	3102 3375	Cercon Balance C/ large 3.0 15°, dentin	21
3102 2654	ScanBase C/ high	22	3102 3376	Temporary Abutment Balance large 3.0 15° dentin	20
3102 2656	TitaniumBase /X high	43	3102 3410	Conometric Abutment C/ 1.5/0°/Ø3.3	23
3102 2658	ScanBase /X high	43	3102 3412	Conometric Abutment C/ 1.5/15°/Ø3.	23
3102 2710	Balance anterior /X small / 1.5 / 0°	42	3102 3420	Conometric Abutment C/ 3.0/0°/Ø3.3	23
3102 2715	Balance anterior /X small / 3.0 / 0°	42	3102 3422	Conometric Abutment C/ 3.0/15°/Ø3.3	23
3102 2730	Balance anterior /X small / 1.5 / 15°	42	3102 3430	Conometric Abutment C/ 4.5/0°/Ø3.3	23
3102 2735	Balance anterior /X small / 3.0 / 15°	42	3102 3432	Conometric Abutment C/ 4.5/15°/Ø3.3	23
3102 2750	Balance anterior / X large / 1.5 / 0°	42	3102 3450	Conometric Abutment C/ 1.5/0°/Ø4.5	23
3102 2755	Balance anterior / X large / 3.0 / 0°	42	3102 3452	Conometric Abutment C/ 1.5/15°/Ø4.5	23
3102 2770	Balance anterior / X large / 1.5 / 15°	42	3102 3460	Conometric Abutment C/ 3.0/0°/Ø4.5	23
3102 2775	Balance anterior / X large / 3.0 / 15°	42	3102 3462	Conometric Abutment C/ 3.0/15°/Ø4.5	23
3102 3010	Cercon Balance C/ small 1.5 straight, neutral	21	3102 3470	Conometric Abutment C/ 4.5/0°/Ø4.5	23
3102 3015	Cercon Balance C/ small 3.0 straight, neutral	21	3102 3472	Conometric Abutment C/ 4.5/15°/Ø4.5	23
3102 3030	Cercon Balance C/ small 1.5 15°, neutral	21	3102 4010	Regular C/X Gingiva Former GH 0.75	16 40
3102 3035	Cercon Balance C/ small 3.0 15°, neutral	21	3102 4012	Regular C/X Gingiva Former GH 1.5	16 40
3102 3050	Cercon Balance C/ large 1.5 straight, neutral	21			
3102 3055	Cercon Balance C/ large 3.0 straight, neutral	21			
3102 3070	Cercon Balance C/ large 1.5 15°, neutral	21			
3102 3075	Cercon Balance C/ large 3.0 15°, neutral	21			

Order No.	Article	Page
3102 4014	Regular C/X Gingiva Former GH 3.0	16 40
3102 4016	Regular C/X Gingiva Former GH 4.5	16 40
3102 4110	Regular /X Abutment GH 0.75 / A 0	41
3102 4111	Regular /X Abutment GH 0.75 / A 7.5	41
3102 4112	Regular /X Abutment GH 0.75 / A 15	41
3102 4113	Regular /X Abutment GH 0.75 / A 22.5	41
3102 4114	Regular /X Abutment GH 0.75 / A 30	41
3102 4115	Regular /X Abutment GH 0.75 / A 37.5	41
3102 4120	Regular /X Abutment GH 1.5 / A 0	41
3102 4121	Regular /X Abutment GH 1.5 / A 7.5	41
3102 4122	Regular /X Abutment GH 1.5 / A 15	41
3102 4123	Regular /X Abutment GH 1.5 / A 22.5	41
3102 4124	Regular /X Abutment GH 1.5 / A 30	41
3102 4130	Regular /X Abutment GH 3.0 / A 0	41
3102 4131	Regular /X Abutment GH 3.0 / A 7.5	41
3102 4132	Regular /X Abutment GH 3.0 / A 15	41
3102 4133	Regular /X Abutment GH 3.0 / A 22.5	41
3102 4140	Regular /X Abutment GH 4.5 / A 0	41
3102 4141	Regular /X Abutment GH 4.5 / A 7.5	41
3102 4142	Regular /X Abutment GH 4.5 / A 15	41
3102 4143	Regular /X Abutment GH 4.5 / A 22.5	41
3102 4150	Regular C/ Abutment GH 0.75 / A 0	17
3102 4151	Regular C/ Abutment GH 0.75 / A 7.5	17
3102 4152	Regular C/ Abutment GH 0.75 / A 15	17
3102 4153	Regular C/ Abutment GH 0.75 / A 22.5	17
3102 4154	Regular C/ Abutment GH 0.75 / A 30	17
3102 4155	Regular C/ Abutment GH 0.75 / A 37.5	17
3102 4160	Regular C/ Abutment GH 1.5 / A 0	17
3102 4161	Regular C/ Abutment GH 1.5 / A 7.5	17
3102 4162	Regular C/ Abutment GH 1.5 / A 15	17
3102 4163	Regular C/ Abutment GH 1.5 / A 22.5	17
3102 4164	Regular C/ Abutment GH 1.5 / A 30	17
3102 4170	Regular C/ Abutment GH 3.0 / A 0	17
3102 4171	Regular C/ Abutment GH 3.0 / A 7.5	17
3102 4172	Regular C/ Abutment GH 3.0 / A 15	17
3102 4173	Regular C/ Abutment GH 3.0 / A 22.5	17
3102 4180	Regular C/ Abutment GH 4.5 / A 0	17
3102 4181	Regular C/ Abutment GH 4.5 / A 7.5	17
3102 4182	Regular C/ Abutment GH 4.5 / A 15	17

Order No.	Article	Page
3102 4183	Regular C/ Abutment GH 4.5 / A 22.5	17
3103 3025	Parallel Gauge for Lindemann Drill	44
3103 3026	Parallel Gauge for Twist Drill	44
3103 3031	Spring for Ratchet	49
3103 3070	Ratchet Insert for Instruments, short	49
3103 3080	Ratchet Insert for Instruments, medium	49
3103 3090	Ratchet Insert for Instruments, long	49
3103 3095	Handle for Instruments, XL	49
3103 3185	Conical Reamer A 6.6 / A8	48
3103 3188	Conical Reamer A 9.5	48
3103 3190	Conical Reamer A 11	48
3103 3200	Conical Reamer A 14	48
3103 3202	Conical Reamer A 17	48
3103 3205	Conical Reamer B 6.6 / B 8	48
3103 3208	Conical Reamer B 9.5	48
3103 3210	Conical Reamer B 11	48
3103 3220	Conical Reamer B 14	48
3103 3230	Conical Reamer B 17	48
3103 3233	Conical Reamer C 6.6 / C 8	48
3103 3235	Conical Reamer C 9.5	48
3103 3238	Conical Reamer C 11	48
3103 3240	Conical Reamer C 14	48
3103 3250	Conical Reamer C 17	48
3103 3252	Conical Reamer D 8	48
3103 3254	Conical Reamer D 9.5	48
3103 3256	Conical Reamer D 11	48
3103 3258	Conical Reamer D 14	48
3103 3260	Tap for A-Implants	48
3103 3270	Tap for B-Implants	48
3103 3280	Tap for C-Implants	48
3103 3285	Tap for D-Implants	48
3103 3370	X-ray Template for implants	05
3103 3400	Hexagon Screwdriver 1.0 mm	62
3103 3410	Handle for Screwdriver standard, Ø 7 mm	62
3103 3415	Handle for Screwdriver standard, Ø 12 mm	62
3103 3434	Unscrew Instrument for Cover Screws, short	62
3103 3435	Unscrew Instrument for Cover Screws, long	62

Product index

Order No.	Article	Page	Order No.	Article	Page
3103 3450	Screwdriver Insert 1.6 mm Blade	62	3103 3640	Laboratory Screwdriver 10 Ncm	63
3103 3455	Screwdriver Insert 1.0 mm Hex	62	3103 4090	ATP-Punch	58
3103 3456	Screwdriver Insert 1.0 mm Hex, short	62	3103 4091	Sleeve for ATP-Punch	58
3103 3457	Screwdriver Insert 1.8 mm Hex	62	3103 4310	BoneExpander size 01	55
3103 3458	Screwdriver Insert 1.8 mm Hex, short	62	3103 4320	BoneExpander size 02	55
3103 3460	Screwdriver Insert 1.0 mm Blade	62	3103 4330	BoneExpander size 03	55
3103 3485	Positioning Key for Preangled Standard Abutments	62	3103 4340	BoneExpander size 04	55
3103 3501	Activator for Matrix of Snap Attachment	62	3103 4350	Site Marker	55
3103 3502	Deactivator for Matrix of Snap Attachment	62	3103 4352	Site Marker bayonet	55
3103 3571	Finisher for Balance Base Abutment narrow	63	3103 4360	Pilot BoneCondenser	55
3103 3580	Finisher for Taper Occlusal Retention Screw	63	3103 4362	Pilot BoneCondenser, bayonet	55
3103 3590	Finisher for Taper Lateral Retention Screw	63	3103 4370	Bone Condenser A-Implants	55
3103 3602	Handle for Abutment Analogs and Abutments	63	3103 4372	Bone Condenser A-Implants bayonet	55
3103 3611	Parallel Gauge for SynCone 5°	29	3103 4380	Bone Condenser B-Implants	55
3103 3621	Insert for Prosthetic Ratchet for a-Abutments	63	3103 4382	Bone Condenser B-Implants, bayonet	55
3103 3622	Insert for Prosthetic Ratchet for b-Abutments	63	3103 4390	Bone Condenser C-Implants	55
3103 3623	Insert for Prosthetic Ratchet for Abutments with Snap Attachment	63	3103 4392	Bone Condenser C-Implants, bayonet	55
3103 3625	Insert for Prosthetic Ratchet Screwdriver 1.0 mm Hex 15 Ncm	63	3103 4510	Elevator 01	54
3103 3626	Insert for Prosthetic Ratchet Screwdriver 1.0 mm Hex, short 10 Ncm	63	3103 4520	Elevator 02	54
3103 3627	Insert for Prosthetic Ratchet 1.8 mm Hex	63	3103 4530	Elevator 03	54
3103 3628	Insert for Prosthetic Ratchet Screwdriver 1.0 mm Hex, long 15 Ncm	63	3103 4540	Membrane Elevator, small	54
3103 3630	Prosthetic Ratchet	63	3103 4550	Membrane Elevator, large	54
3103 3632	Mounting Device for Prosthetic Ratchet Inserts	63	3103 4560	Membrane Elevator, small double bend	54
3103 3633	Insert for Prosthetic Ratchet for a-Abutments, long	63	3103 4570	Chisel	54
3103 3634	Insert for Prosthetic Ratchet for b-Abutments, long	63	3103 4580	Surgical Mallet for Sinus Lift	54
3103 3635	Insert for Prosthetic Ratchet for Locator	63	3103 6120	Prosthetic Tray containing CE labeled medical devices	60
3103 3636	Conometric Temporization Cap Insertion Tool, Ø3.3	24	3103 6140	Prosthetic Tray Balance Abutment System containing CE labeled medical devices	60
3103 3637	Conometric Temporization Cap Insertion Tool, Ø4.5	24	3103 6150	Prosthetic Tray Standard Abutment System containing CE labeled medical devices	60
			3103 6165	Prosthetic Tray, mini	60
			3103 6300	Surgery Tray BoneExpander	55
			3103 6320	Surgery Tray BoneCondenser	55
			3103 6325	Surgery Tray BoneCondenser, bayonet	55
			3103 6350	Tray Sinus Lift Instruments	54
			3103 6503	Surgical Kit manual ABC	52
			3103 6513	Surgical Kit manual AB	52
			3103 6523	Surgical Kit motor AB reamer	52
			3103 6530	Surgical Kit ExpertEase	52

Order No.	Article	Page
3103 6531	Surgical Kit Tray ExpertEase empty	53
3103 6540	Surgical Kit Tray ABC empty	53
3103 6542	Surgical Kit Tray motor AB reamer empty	53
3103 6551	Tray Cover	53
3103 6560	Tool Module (empty)	53
3103 6561	Drill Module manual A empty	53
3103 6562	Drill Module manual B empty	53
3103 6563	Drill Module manual C empty	53
3103 6564	Drill Module manual D empty	53
3103 6573	Drill Module motor A reamer empty	53
3103 6574	Drill Module motor B reamer empty	53
3103 6582	Tool Module GS	53
3103 6583	Drill Module GS Ø 2.0	53
3103 6584	Drill Module GS A	53
3103 6585	Drill Module GS B	53
3103 6600	Ankylos Washtray	52
3103 6601	Ankylos Washtray Overlay	53
3103 6602	Ankylos Washtray Sterilization Container	52
3103 7040	Round Drill Ø 1.8 mm	44
3103 7041	Lindemann Drill Ø 2 mm, L 8 mm	44
3103 7042	Lindemann Drill Ø 2 mm, L 11 mm	44
3103 7043	Twist Drill, Ø 2 mm, S	44
3103 7044	Twist Drill, Ø 2 mm, M	44
3103 7052	Twist Drill for A-Implants, S	45
3103 7053	Twist Drill for A-Implants, M	45
3103 7062	Twist Drill for B-Implants, S	45
3103 7063	Twist Drill for B-Implants, M	45
3103 7072	Twist Drill for C-Implants, S	45
3103 7073	Twist Drill for C-Implants, M	45
3103 7082	Twist Drill for D-Implants, S	45
3103 7083	Twist Drill for D-Implants, M	45
3103 7185	Conical Reamer A 6.6 / A 8 (M)	46
3103 7186	Conical Reamer A 6.6 / A 8 (M, long)	46
3103 7188	Conical Reamer A 9.5 (M)	46
3103 7189	Conical Reamer A 9.5 (M, long)	46
3103 7190	Conical Reamer A 11 (M)	46
3103 7191	Conical Reamer A 11 (M, long)	46
3103 7200	Conical Reamer A 14 (M)	46
3103 7201	Conical Reamer A 14 (M, long)	46

Order No.	Article	Page
3103 7202	Conical Reamer A 17 (M)	46
3103 7203	Conical Reamer A 17 (M, long)	46
3103 7205	Conical Reamer B 6.6 / B 8 (M)	46
3103 7206	Conical Reamer B 6.6 / B 8 (M, long)	46
3103 7208	Conical Reamer B 9.5 (M)	46
3103 7209	Conical Reamer B 9.5 (M, long)	46
3103 7210	Conical Reamer B 11 (M)	46
3103 7211	Conical Reamer B 11 (M, long)	46
3103 7220	Conical Reamer B 14 (M)	46
3103 7221	Conical Reamer B 14 (M, long)	46
3103 7230	Conical Reamer B 17 (M)	46
3103 7231	Conical Reamer B 17 (M, long)	46
3103 7408	Extension Instrument HXSS	44
3103 7440	Tap for A-Implants (M, HXSS)	46
3103 7441	Tap for A-Implants (M, long, HXSS)	46
3103 7450	Tap for B-Implants (M, HXSS)	46
3103 7451	Tap for B-Implants (M, long, HXSS)	46
3103 7471	Implant driver C/X with screwdriver, short	49
3103 7472	Implant driver C/X with screwdriver, medium	49
3103 7473	Implant driver C/X with screwdriver, long	49
3103 7500	Surgical Ratchet with Torque Indication	49
3103 7502	Open-end Wrench C/X	49
3103 7510	Ratchet Insert for M-Instruments, short HXSS	49
3103 7511	Ratchet Insert for M-Instruments, medium HXSS	49
3103 7512	Ratchet Insert for M-Instruments, long HXSS	49
3103 7530	PTFE ring (5 pieces)	47 49
3103 7531	Ratchet Insert for C/X Implants, short	49
3103 7532	Ratchet Insert for C/X Implants, medium	49
3103 7533	Ratchet Insert for C/X Implants, long	49
3103 7539	Insertion Handle for C/X Implants, extra long	49
3103 7541	Seating Instrument for C/X Implants, HXSS short motor	47
3103 7543	Seating Instrument for C/X Implants, HXSS long motor	47
3103 7602	Initial Drill GS A	50

Product index

Order No.	Article	Page	Order No.	Article	Page
3103 7604	Initial Drill GS B	50	3103 7722	Stabilisation Abutment GS B	51
3103 7610	Rotary tissue punch GS A	50	3103 7723	Sleeve wide for Tri-Spade-Drill GS A (10 pcs)	50
3103 7612	Rotary tissue punch GS B	50	3103 7725	Sleeve wide for Twist Drill GS (10 pcs)	50
3103 7621	Twist Drill GS Ø 2.0 / L 8	50	3103 7726	Sleeve for Implant Driver GS B	51
3103 7622	Twist Drill GS Ø 2.0 / L 9.5	50	3103 7727	Sleeve narrow GS Set	50
3103 7623	Twist Drill GS Ø 2.0 / L 11	50	3103 7728	Sleeve wide GS Set	50
3103 7624	Twist Drill GS Ø 2.0 / L 14	50	3104 5011	TransferCap (PC) Standard Abutment a / 1.5 / 4.0 & a / 3.0 / 4.0	34
3103 7631	Tri-Spade-Drill GS A 8	50	3104 5021	TransferCap (PC) Standard Abutment a / 1.5 / 6.0 & a / 3.0 / 6.0	34
3103 7632	Tri-Spade-Drill GS A 9.5	50	3104 5031	TransferCap (PC) Standard Abutment b / 1.5 / 4.0 & b / 3.0 / 4.0	34
3103 7633	Tri-Spade-Drill GS A 11	50	3104 5041	TransferCap (PC) Standard Abutment b / 1.5 / 6.0 & b / 3.0 / 6.0	34
3103 7634	Tri-Spade-Drill GS A 14	50	3104 5140	Laboratory Analog one piece a / 1.5 / 4.0 & a / 3.0 / 4.0 straight	34
3103 7641	Tri-Spade-Drill GS B 8	50	3104 5142	Laboratory Analog one piece 15° a / 1.5 / 4.0 & a / 3.0 / 4.0	34
3103 7642	Tri-Spade-Drill GS B 9.5	50	3104 5150	Laboratory Analog one piece a / 1.5 / 6.0 & a / 3.0 / 6.0 straight	34
3103 7643	Tri-Spade-Drill GS B 11	50	3104 5152	Laboratory Analog one piece 15° a / 1.5 / 6.0 & a / 3.0 / 6.0	34
3103 7644	Tri-Spade-Drill GS B 14	50	3104 5160	Laboratory Analog one piece b / 1.5 / 4.0 & b / 3.0 / 4.0 straight	34
3103 7651	Conical reamer GS A 8 / 9.5	51	3104 5162	Laboratory Analog one piece 15° b / 1.5 / 4.0 & b / 3.0 / 4.0	34
3103 7653	Conical reamer GS A 11 / 14	51	3104 5170	Laboratory Analog one piece b / 1.5 / 6.0 & b / 3.0 / 6.0 straight	34
3103 7661	Conical reamer GS B 8 / 9.5	51	3104 5172	Laboratory Analog one piece 15° b / 1.5 / 6.0 & b / 3.0 / 6.0	34
3103 7663	Conical reamer GS B 11 / 14	51	3104 5180	Wax-Up Coping a / 1.5 / 4.0 & a / 3.0 / 4.0	35
3103 7671	Tap GS A 8	51	3104 5182	Wax-Up Coping/Bridge a / 1.5 / 4.0 & a / 3.0 / 4.0	35
3103 7672	Tap GS A 9.5	51	3104 5190	Wax-Up Coping a / 1.5 / 6.0 & a / 3.0 / 6.0	35
3103 7673	Tap GS A 11	51	3104 5192	Wax-Up Coping/Bridge a / 1.5 / 6.0 & a / 3.0 / 6.0	35
3103 7674	Tap GS A 14	51	3104 5200	Wax-Up Coping b / 1.5 / 4.0 & b / 3.0 / 4.0	35
3103 7681	Tap GS B 8	51	3104 5202	Wax-Up Coping/Bridge b / 1.5 / 4.0 & b / 3.0 / 4.0	35
3103 7682	Tap GS B 9.5	51	3104 5210	Wax-Up Coping b / 1.5 / 6.0 & b / 3.0 / 6.0	35
3103 7683	Tap GS B 11	51	3104 5212	Wax-Up Coping/Bridge b / 1.5 / 6.0 & b / 3.0 / 6.0	35
3103 7684	Tap GS B 14	51			
3103 7690	Implant Driver GS short, narrow for C/X Implants A	51			
3103 7691	Implant Driver GS short, wide for C/X Implants B	51			
3103 7692	Implant Driver GS long, narrow for C/X Implants A	51			
3103 7693	Implant Driver GS long, wide for C/X Implants B	51			
3103 7701	Sleeve narrow for Twist Drill GS (10 pcs)	50			
3103 7702	Sleeve narrow for Tri-Spade-Drill GS A (10 pcs)	50			
3103 7703	Sleeve wide for Tri-Spade-Drill GS B (10 pcs)	50			
3103 7706	Sleeve for Implant Driver GS A	51			
3103 7721	Stabilisation Abutment GS A	51			

Order No.	Article	Page
3104 5220	Laboratory Analog for Snap Attachment	30
3104 5270	Balance C/ Implant Analog A	15
3104 5280	Temporary Cap for Standard Abutment a / 1.5 / 4.0 & a / 3.0 / 4.0	34
3104 5290	Temporary Cap for Standard Abutment a / 1.5 / 6.0 & a / 3.0 / 6.0	34
3104 5300	Temporary Cap for Standard Abutment b / 1.5 / 4.0 & b / 3.0 / 4.0	34
3104 5310	Temporary Cap for Standard Abutment b / 1.5 / 6.0 & b / 3.0 / 6.0	34
3104 5322	Wax-Up coping Balance Base abutment narrow	26
3104 5332	Analog Balance Base abutment narrow	26
3104 5400	Balance C/ Transfer Screw, short	15
3104 5402	Balance C/ Transfer Screw, long	15
3104 5410	Transfer Post for Balance Abutments, short	15
3104 5412	Transfer Post for Balance Abutments, long	15
3104 5415	Balance C/ Repositioning Post Abutments	15
3104 5416	Balance C/ Repositioning Post Abutments, narrow	15
3104 5500	Trial Abutment C/ Tray for Standard Abutments	59
3104 5550	Trial Abutment C/ a / 1.5 / 4.0 straight (4 pcs)	59
3104 5560	Trial Abutment C/ a / 1.5 / 6.0 straight (4 pcs)	59
3104 5570	Trial Abutment C/ a / 3.0 / 4.0 straight (4 pcs)	59
3104 5580	Trial Abutment C/ a / 3.0 / 6.0 straight (4 pcs)	59
3104 5590	Trial Abutment C/ b / 1.5 / 4.0 straight (4 pcs)	59
3104 5600	Trial Abutment C/ b / 1.5 / 6.0 straight (4 pcs)	59
3104 5610	Trial Abutment C/ b / 3.0 / 4.0 straight (4 pcs)	59
3104 5620	Trial Abutment C/ b / 3.0 / 6.0 straight (4 pcs)	59
3104 5630	Trial Abutment C/ a / 1.5 / 4.0 15° (4 pcs)	59
3104 5640	Trial Abutment C/ a / 1.5 / 6.0 15° (4 pcs)	59

Order No.	Article	Page
3104 5650	Trial Abutment C/ a / 3.0 / 4.0 15° (4 pcs)	59
3104 5660	Trial Abutment C/ a / 3.0 / 6.0 15° (4 pcs)	59
3104 5670	Trial Abutment C/ b / 1.5 / 4.0 15° (4 pcs)	59
3104 5680	Trial Abutment C/ b / 1.5 / 6.0 15° (4 pcs)	59
3104 5690	Trial Abutment C/ b / 3.0 / 4.0 15° (4 pcs)	59
3104 5700	Trial Abutment C/ b / 3.0 / 6.0 15° (4 pcs)	59
3104 5710	Laboratory Trial Abutment Tray Balance Posterior	59
3104 5801	Positioning Aid GS narrow for Implant Analog A	51
3104 5802	Positioning Aid GS wide for Implant Analog B	51
3104 7011	C/X Implant Analog A	30 39
3104 7012	C/X Implant Analog B	30
3104 7013	C/X Implant Analog C	30
3104 7014	C/X Implant Analog D	30
3104 7040	/X Transfer Post PickUp Technique, short	39
3104 7042	/X Transfer Post PickUp Technique, long	39
3104 7044	/X Repositioning Post, short	39
3104 7046	/X Repositioning Post, long	39
3104 7048	PickUp Screw Extension (10 pieces)	39
3104 7110	Regular C/X Abutment Analog A 0	16 40
3104 7111	Regular C/X Abutment Analog A 7.5	16 40
3104 7112	Regular C/X Abutment Analog A 15	16 40
3104 7113	Regular C/X Abutment Analog A 22.5	16 40
3104 7120	Regular C/X 3-in-1 Cap 0°	16 40
3104 7121	Regular C/X 3-in-1 Cap 7.5°	16 40
3104 7122	Regular C/X 3-in-1 Cap 15°	16 40
3104 7123	Regular C/X 3-in-1 Cap 22.5°	16 40
3104 7210	Conometric Analog, Ø 3.3/0°	25

Product index

Order No.	Article	Page	Order No.	Article	Page
3105 6022	Fixation Screw, occlusal M 1.6 mm Hex	27 35	3107 2101	Conometric Healing Cap, Ø 3.3/4.8	25
3105 6024	Fixation Screw, occlusal M 1.6 mm Hex, long	27	3107 2102	Conometric Healing Cap, Ø 3.3/6.0	25
3105 6025	Fixation Screw, occlusal M 1.6 mm Hex, extra long	27	3107 2103	Conometric Healing Cap, Ø 4.5/6.0	25
3105 6026	Fixation Screw, occlusal M 1.6 mm Hex, 19 mm	27	3107 2112	Conometric Temporization Cap, Ø 3.3/4.6, single tooth	25
3105 6051	Retaining Screw, lateral hexagon M 1 x 0.2	19 35	3107 2114	Conometric Temporization Cap, Ø 4.5/5.8, single tooth	25
3105 6052	Sleeve for retaining screw, lateral hexagon	19 35	3107 2121	Conometric Lab Cap, Ø 3.3, single tooth (indexed)	25
3105 6140	Screw for Gold Coping	35	3107 2123	Conometric Lab Cap, Ø 4.5, single tooth (indexed)	25
3105 6160	Gold Coping, Degunorm a / 1.5 / 4.0 & a / 3.0 / 4.0 with screw	35	3107 2301	Conometric Final Cap, TiN, Ø 3.3, single tooth	25
3105 6170	Gold Coping, Degunorm a / 1.5 / 6.0 & a / 3.0 / 6.0 with screw	35	3107 2303	Conometric Final Cap, TiN, Ø 4.5, single tooth	25
3105 6180	Gold Coping, Degunorm b / 1.5 / 4.0 & b / 3.0 / 4.0 with screw	35	3107 2906	Conometric Fixation Tool, Tip Convex (5 pcs)	25
3105 6190	Gold Coping, Degunorm b / 1.5 / 6.0 & b / 3.0 / 6.0 with screw	35	3107 2907	Conometric Fixation Tool, Tip U-shape (5 pcs)	25
3105 6212	Gold Coping Balance Base abutment narrow (Permador PDF)	26	3107 2908	Conometric Fixation Tool, Tip Concave (5 pcs)	25
3105 6216	Retention coping Balance Base abutment narrow	26	3107 2909	Conometric Abutment Driver Ø 3.3, 25 mm	24
3105 6217	Retention Coping long for Balance Base abutment narrow	26	3107 2910	Conometric Abutment Driver Ø 3.3, 20 mm	24
3105 6218	Titanium coping Balance Base abutment narrow	26	3107 2911	Conometric Fixation Tool	24
3105 6280	Cover Screw for SynCone C/ abutment straight 5°	29	3109 9201	Acrylic model maxilla, 3 C/X implants	64
3105 6301	Fixation Screw Lateral Hexagon M 1.4	17 41	3109 9240	Acrylic model mandible, 4 implants	64
3105 6304	Horizontal screw seat for fixation screw M 1.4	17 41	3109 9261	SynCone Acrylic model with prosthetics	64
3107 1003	Reusable Filter for Washtray Sterilization Container (2 pcs.)	51	3109 9262	SynCone alignment model mandible	64
3107 1004	Instrument Holder for ISO shank (5 pcs.)	51	3109 9265	SmartFix Acrylic model mandible	64
3107 1006	Instrument Holder for Ratchet Insert (5 pcs.)	51	45 - 3340	Locator Core Tool 3-piece	31
3107 2001	Conometric Impression Cap, Ø 3.3/5.4, single tooth	25	45 - 3341	Locator Abutment Holder Sleeve	31
3107 2002	Conometric Impression Cap, Ø 4.5/5.4, single tooth	25	45 - 3345	Locator Angle Measurement Guide	31
3107 2020	Conometric Analog, Ø 4.5/0°	25	45 - 3346	Locator Parallel Post	31
			45 - 3347	Locator Male Processing Package Titanium	31
			45 - 3348	Locator Male Processing Package Stainless steel	31
			45 - 3349	Locator Replacement Male clear, strong retention	31
			45 - 3350	Locator Replacement Male pink, light retention	31

Order No.	Article	Page
45 - 3351	Locator Replacement Male blue, extra light retention	31
45 - 3352	Locator Replacement Male extended range: green, strong retention	31
45 - 3353	Locator Replacement Male extended range: orange, light retention	31
45 - 3354	Locator Replacement Male extended range: red, extra light retention	31
45 - 3355	Locator Impression Coping	31
45 - 3356	Locator Female Analog D 4	31
45 - 3358	Locator Black Processing Replacement Male	31
45 - 3359	Locator Block-Out Spacer	31
45 - 3360	Locator Replacement Male extended range: gray, zero retention	31
45 - 3361	Locator Processing Spacer	31
90 - 5005	Frios ISU Coolant Hose universal	57
90 - 5030	Frios Handpiece straight	56
90 - 5042	Frios Contra-angle Handpiece 20:1 Irrigation Tube	57
90 - 5043	Long Internal Irrigation Tube (for Drill Extension)	57
90 - 5050	Frios Handpiece angled	56
90 - 6410	Frios Unit S Surgical Motor	57
90 - 6420	Frios Unit S Foot Control	57
90 - 6440	Frios Unit S Coolant Hose (motor cable 1.8 m)	57
90 - 6441	Frios Unit S Coolant Hose (motor cable 3.5 m)	57
90 - 6442	Frios Unit S, Frios Unit E Sterile Cover Foil	57
90 - 6443	Frios Unit S Set Hose Rings	57
90 - 6446	Frios Unit S/i Coolant Hose	57
90 - 6542	Frios Unit E Coolant Hose	57
90 - 6600	Frios Unit S/i V 220 - 240 AC	56
90 - 6605	Frios Unit S/i V 100 - 130 AC	56
90 - 6620	Frios Unit S/i Surgical Motor	57
90 - 6630	Frios Unit S/i Foot Control	57
90 - 6710	Frios Contra-angle Handpiece WI-75	56
90 - 6720	Frios Contra-angle Handpiece WS-75	56
90 - 6810	Frios Contra-angle Handpiece WI-75 LED G	56
90 - 6850	Frios Handpiece SI-11 LED G	56

All products may not be regulatory cleared/released/licensed in all markets. Please, contact the local Dentsply Sirona Implants sales office for current product assortment and availability. To improve readability for our customers, Dentsply Sirona Implants does not use * or ™ in body copy. However, Dentsply Sirona Implants does not waive any right to the trademark and nothing herein shall be interpreted to the contrary.

Please note that the dimensions shown in the product catalog can vary due to printing issues.

Labelling of materials

Information regarding the materials involved in implants, system components and instruments is given in the form of a reference number after every article:

Ankylos Regular C/X Gingiva former⁴. Page 65 of this catalog presents an overview of the materials and the composition of the materials used. The pictures in this catalog are for illustration purposes only. The size of the illustrated products may deviate from the original product. Dentsply Sirona Implants reserves the right to make any technical changes without prior notice.

About Dentsply Sirona Implants

Dentsply Sirona Implants offers comprehensive solutions for all phases of implant therapy, including Ankylos®, Astra Tech Implant System® and Xive® implant lines, digital technologies, such as Atlantis® patient-specific solutions and Simplant® guided surgery, Symbios® regenerative solutions, and professional and business development programs, such as STEPPS™. Dentsply Sirona Implants creates value for dental professionals and allows for predictable and lasting implant treatment outcomes, resulting in enhanced quality of life for patients.

About Dentsply Sirona

Dentsply Sirona is the world's largest manufacturer of professional dental products and technologies, with a 130-year history of innovation and service to the dental industry and patients worldwide. Dentsply Sirona develops, manufactures, and markets a comprehensive solutions offering including dental and oral health products as well as other consumable medical devices under a strong portfolio of world class brands. As The Dental Solutions Company™, Dentsply Sirona's products provide innovative, high-quality and effective solutions to advance patient care and deliver better, safer and faster dentistry. Dentsply Sirona's global headquarters is located in York, Pennsylvania, and the international headquarters is based in Salzburg, Austria. The company's shares are listed in the United States on NASDAQ under the symbol XRAY.

Visit www.dentsplysirona.com for more information about Dentsply Sirona and its products.