



XiVE®

Product Catalog



Smartness in practice

Xive provides flexibility, smartness and user friendliness to dental professionals favoring the advantages of a hexagon interface connection.

The system was originally developed in a unique and pioneering collaboration between clinicians and industry. Experience met innovation with one common purpose - to develop an implant system that is as intuitive as it is efficient, delivering reliability and peace of mind to dental professionals and their patients worldwide.

CONTENTS

Overviews

Product overview Xive® D 3.0/D 3.4	4
Product overview Xive® D 3.8	6
Product overview Xive® D 4.5	8
Product overview Xive® D 5.5	10
Product overview Xive® TG	12
Torque overview	14

Implants

Xive® S	18
Xive® TG	20

Prosthetics

Soft tissue management	21
TempBase	21
Gingiva former	22
EsthetiCap	24

Xive® S	25
Impression taking on implant level	26
Impression taking on abutment level (MP)	31
Prefabricated abutments	34
• EstheticBase Abutment	34
• Cercon® Abutment	37
• CeraBase Abutment	38
• AuroBase Abutment	39
• Telescopic Abutment	40
• MP Abutment	41
• Bridges	44
• PassivFit Set, MP Retention Sleeves	46
• Bar	47
• Locator® Abutment	50
• Ball and Socket Attachment	52
Patient-specific prosthetics	53
• TitaniumBase & ScanBase Abutment	53
• Atlantis® Abutments	53
The WeldOne® concept	54

Xive® TG	
Impression taking	56
Prefabricated abutments	57
Patient-specific prosthetics	59

Instruments

Planning components	60
----------------------------	----

Surgical instruments	
Surgical kits	62
Washtray	66
Surgical instruments	68
Guided surgery instruments	80
Surgical unit	85

Prosthetic instruments	87
-------------------------------	----

Service materials	93
--------------------------	----
























Product index	96
----------------------	----



















Explanation of the symbols on labels and instructions for use	107
--	-----

Product overview Xive®

D 3.0



















D 3.4



























Implants	Cover screw	Gingiva former	Impressions at implant level	Prefabricated prosthetics
 <p>Xive S plus Implant D 3.0 L 11 26 - 2412 L 13 26 - 2413 L 15 26 - 2415</p>	 <p>Friident Cover Screw for Implants 45 - 1120</p>	 <p>Xive Gingiva Former C GH 1 26 - 1921 GH 2 26 - 1922 GH 3 26 - 1923 GH 5 26 - 1925</p>	 <p>Xive Transfer Coping PickUp C (open tray technique) short 26 - 2123 long 26 - 2125</p>  <p>Xive Transfer Coping C (closed tray technique) short 26 - 2023 long 26 - 2025</p>  <p>Friident Milling Implant 45 - 2621</p>  <p>Friident Implant Analog 45 - 4020</p>	 <p>Friident EstheticBase Abutment straight A 0 GH 1 46 - 2121 GH 2 46 - 2122 GH 3 46 - 2123 GH 5 46 - 2125</p>  <p>Friident EstheticBase Abutment angled A 15 GH 1 46 - 2221 GH 2 46 - 2222 GH 3 46 - 2223 GH 5 46 - 2225</p>
 <p>Xive S plus Implant D 3.4 L 9.5 26 - 2431 L 11 26 - 2432 L 13 26 - 2433 L 15 26 - 2435 L 18 26 - 2438</p>	 <p>Friident Cover Screw for Implants 45 - 1130</p>	 <p>Xive Gingiva Former C GH 1 26 - 1931 GH 2 26 - 1932 GH 3 26 - 1933 GH 5 26 - 1935</p>  <p>Xive Gingiva Former slim C GH 2 26 - 1832 GH 3 26 - 1833 GH 5 26 - 1835</p>	 <p>Xive Transfer Coping PickUp C (open tray technique) short 26 - 2133 long 26 - 2135</p>  <p>Xive Transfer Coping C (closed tray technique) short 26 - 2033 long 26 - 2035</p>  <p>Friident Milling Implant 45 - 2631</p>  <p>Friident Implant Analog 45 - 4030</p>	<p>Single-Crown</p>  <p>Friident EstheticBase Abutment straight A 0 GH 1 46 - 2131 GH 2 46 - 2132 GH 3 46 - 2133 GH 5 46 - 2135</p>  <p>Friident EstheticBase Abutment angled A 15 GH 1 46 - 2231 GH 2 46 - 2232 GH 3 46 - 2233 GH 5 46 - 2235</p> <p>Bridges</p>  <p>Friident EstheticBase Abutment straight A 0 GH 1 46 - 2131 GH 2 46 - 2132 GH 3 46 - 2133 GH 5 46 - 2135</p>  <p>Friident EstheticBase Abutment angled A 15 GH 1 46 - 2231 GH 2 46 - 2232 GH 3 46 - 2233 GH 5 46 - 2235</p> <p>Overdentures / Bars</p>  <p>Friident MP Abutment straight A 0 GH 1 46 - 2831 GH 2 46 - 2832 GH 3 46 - 2833 GH 5 46 - 2835</p>  <p>Xive MP Abutment angled A 15 GH 2 46 - 2932 GH 3 46 - 2933 GH 5 46 - 2935</p> <p>A 30 GH 2 46 - 3032 GH 3 46 - 3033</p>

Prefabricated prosthetics	Patient-specific prosthetics	Impressions abutment level (only for MP)
 Friadent AuroBase Abutment 45 - 2420  Friadent Telescopic Abutment 45 - 2620	 Atlantis Abutments	
 Friadent CeraBase Abutment conical 45 - 2530  anatomical 45 - 2531  Friadent AuroBase Abutment 45 - 2430		
 Friadent MP Abutment straight A 0 GH 1 46 - 2831 GH 2 46 - 2832 GH 3 46 - 2833 GH 5 46 - 2835  Xive MP Abutment angled A 15 A 30 GH 2 46 - 2932 GH 2 46 - 3032 GH 3 46 - 2933 GH 3 46 - 3033 GH 5 46 - 2935	 Atlantis Abutments for Xive  Atlantis Suprastructures for Xive	 Friadent MP Lab Set PickUp Impression 46 - 8230  Friadent MP Lab Set Transfer Impression 46 - 8130
 Xive Locator Abutment GH 1 26 - 3301 GH 2 26 - 3302 GH 3 26 - 3303 GH 4 26 - 3304 GH 5 26 - 3305  Friadent Ball and Socket Attachment GH 1 45 - 3131 GH 2 45 - 3132 GH 3 45 - 3133	 Friadent MP Lab Set Gold Bar Coping 46 - 9630  Friadent MP Lab Set Titanium Bar Coping 46 - 9637  Friadent MP Lab Set Castable Bar Coping 46 - 9638  Friadent Telescopic Abutment 45 - 2630	

Product overview Xive®




D 3.8
























Implants	Cover screw	Gingiva former	Impressions at implant level	Prefabricated prosthetics
 <p>Xive S plus Implant D 3.8 L 8 26 - 2440 L 9.5 26 - 2441 L 11 26 - 2442 L 13 26 - 2443 L 15 26 - 2445 L 18 26 - 2448</p>	 <p>Friident Cover Screw for Implants 45 - 1140</p>	<p>Xive Gingiva Former C GH 1 26 - 1941 GH 2 26 - 1942 GH 3 26 - 1943 GH 5 26 - 1945</p> <p>Xive Gingiva Former slim C GH 2 26 - 1842 GH 3 26 - 1843 GH 5 26 - 1845</p>	 <p>Xive Transfer Coping PickUp C (open tray technique) short 26 - 2143 long 26 - 2145</p>  <p>Xive Transfer Coping C (closed tray technique) short 26 - 2043 long 26 - 2045</p>  <p>Friident Milling Implant 45 - 2641</p>  <p>Friident Implant Analog 45 - 4040</p>	<p>Single-Crown</p>  <p>Friident EstheticBase Abutment straight A 0 GH 1 46 - 2141 GH 2 46 - 2142 GH 3 46 - 2143 GH 5 46 - 2145</p>  <p>Friident EstheticBase Abutment angled A 15 GH 1 46 - 2241 GH 2 46 - 2242 GH 3 46 - 2243 GH 5 46 - 2245</p> <p>Bridges</p>  <p>Friident EstheticBase Abutment straight A 0 GH 1 46 - 2141 GH 2 46 - 2142 GH 3 46 - 2143 GH 5 46 - 2145</p>  <p>Friident EstheticBase Abutment angled A 15 GH 1 46 - 2241 GH 2 46 - 2242 GH 3 46 - 2243 GH 5 46 - 2245</p> <p>Overdentures / Bars</p>  <p>Friident MP Abutment straight A 0 GH 1 46 - 2841 GH 2 46 - 2842 GH 3 46 - 2843 GH 5 46 - 2845 GH 9 46 - 2849</p>  <p>Xive MP Abutment angled A 15 GH 2 46 - 2942 GH 3 46 - 2943 GH 5 46 - 2945</p> <p>A 30 GH 2 46 - 3042 GH 3 46 - 3043</p>
<p>Platform Switch</p>		 <p>Xive Gingiva Former PS C GH 1 26 - 2231 GH 2 26 - 2232 GH 3 26 - 2233 GH 5 26 - 2235</p>  <p>Xive Gingiva Former PS slim C GH 2 26 - 1822 GH 3 26 - 1823 GH 5 26 - 1825</p>	 <p>Xive Transfer Coping PickUp PS C (open tray technique) short 26 - 2343 long 26 - 2345</p>  <p>Xive Transfer Coping PS C (closed tray technique) short 26 - 2333 long 26 - 2335</p>	<p>Platform Switch</p>  <p>Xive EstheticBase Abutment PS straight A 0 GH 1 46 - 2341 GH 2 46 - 2342 GH 3 46 - 2343 GH 5 46 - 2345</p>  <p>Xive EstheticBase Abutment PS angled A 15 GH 1 46 - 2441 GH 2 46 - 2442 GH 3 46 - 2443 GH 5 46 - 2445</p>

Prefabricated prosthetics	Patient-specific prosthetics	Impressions abutment level (only for MP)
 <p>Friadent Cercon Abutment straight A 0 GH 1, neutral 47 - 1141 GH 2, neutral 47 - 1142 GH 1, dentine 47 - 2141 GH2, dentine 47 - 2142</p>  <p>Friadent Cercon Abutment angled A 15 GH 1, neutral 47 - 1241 GH 2, neutral 47 - 1242 GH 1, dentine 47 - 2241 GH 2, dentine 47 - 2242</p>	 <p>Friadent CeraBase Abutment conical 45 - 2540</p>  <p>anatomical 45 - 2541</p>  <p>Friadent AuroBase Abutment 45 - 2440</p>	
 <p>Friadent MP Abutment straight A 0 GH 1 46 - 2841 GH 2 46 - 2842 GH 3 46 - 2843 GH 5 46 - 2845 GH 9 46 - 2849</p>  <p>Xive MP Abutment angled A 15 GH 2 46 - 2942 GH 3 46 - 2943 GH 5 46 - 2945</p> <p>A 30 GH 2 46 - 3042 GH 3 46 - 3043</p>	 <p>Friadent MP Lab Set Bridge with Castable Waxing Sleeve 46 - 9540</p>  <p>Friadent MP Lab Set Bridge with Cast-to Waxing Sleeve 46 - 9940</p>  <p>Friadent AuroBase Abutment 45 - 2440</p>  <p>Friadent PassivFit Set 45 - 4840</p>	 <p>Xive TitaniumBase 27 - 9040</p>  <p>Xive ScanBase 27 - 9140</p>  <p>Atlantis Abutments for Xive</p>  <p>Friadent MP Lab Set PickUp Impression 46 - 8240</p>
 <p>Xive Locator Abutment GH 1 26 - 3311 GH 2 26 - 3312 GH 3 26 - 3313 GH 4 26 - 3314 GH 5 26 - 3315</p>  <p>Friadent Ball and Socket Attachment GH 1 45 - 3141 GH 2 45 - 3142 GH 3 45 - 3143 GH 5 45 - 3145</p>	 <p>Friadent MP Lab Set Gold Bar Coping 46 - 9640</p>  <p>Friadent MP Lab Set Titanium Bar Coping 46 - 9647</p>  <p>Friadent MP Lab Set Castable Bar Coping 46 - 9648</p>  <p>Friadent Telescopic Abutment 45 - 2640</p>	 <p>Atlantis Suprastructures for Xive</p>  <p>Friadent MP Lab Set Transfer Impression 46 - 8140</p>
 <p>Xive MP Abutment PS GH 1 46 - 2951 GH 2 46 - 2952 GH 3 46 - 2953 GH 5 46 - 2955</p>		 <p>Friadent MP Lab Set PickUp Impression 46 - 8230</p>  <p>Friadent MP Lab Set Transfer Impression 46 - 8130</p>

Product overview Xive®






















D 4.5


























Implants	Cover screw	Gingiva former	Impressions at implant level	Prefabricated prosthetics
 <p>Xive S plus Implant D 4.5 L 8 26 - 2450 L 9.5 26 - 2451 L 11 26 - 2452 L 13 26 - 2453 L 15 26 - 2455 L 18 26 - 2458</p>	 <p>Friident Cover Screw for Implants 45 - 1150</p>	<p>Xive Gingiva Former C GH 1 26 - 1951 GH 2 26 - 1952 GH 3 26 - 1953 GH 5 26 - 1955</p> <p>Xive Gingiva Former slim C GH 2 26 - 1852 GH 3 26 - 1853 GH 5 26 - 1855</p>	<p>Xive Transfer Coping PickUp C (open tray technique) short 26 - 2153 long 26 - 2155</p> <p>Xive Transfer Coping C (closed tray technique) short 26 - 2053 long 26 - 2055</p> <p>Friident Milling Implant 45 - 2651</p> <p>Friident Implant Analog 45 - 4050</p>	<p>Single-Crown</p> <p>Friident EstheticBase Abutment straight A 0 GH 1 46 - 2151 GH 2 46 - 2152 GH 3 46 - 2153 GH 5 46 - 2155</p> <p>Friident EstheticBase Abutment angled A 15 GH 1 46 - 2251 GH 2 46 - 2252 GH 3 46 - 2253 GH 5 46 - 2255</p> <hr/> <p>Bridges</p> <p>Friident EstheticBase Abutment straight A 0 GH 1 46 - 2151 GH 2 46 - 2152 GH 3 46 - 2153 GH 5 46 - 2155</p> <p>Friident EstheticBase Abutment angled A 15 GH 1 46 - 2251 GH 2 46 - 2252 GH 3 46 - 2253 GH 5 46 - 2255</p> <hr/> <p>Overdentures / Bars</p> <p>Friident MP Abutment straight A 0 GH 1 46 - 2851 GH 2 46 - 2852 GH 3 46 - 2853 GH 5 46 - 2855 GH 9 46 - 2859</p> <p>Xive MP Abutment angled A 15 GH 2 46 - 2942 GH 3 46 - 2943 GH 5 46 - 2945</p> <p>A 30 GH 2 46 - 3042 GH 3 46 - 3043</p>
<p>Platform Switch</p> <p>The Xive D 4.5 implant has the same internal hex connection as the D 3.8 implant. You are able to use D 3.8 abutments on the Xive D 4.5 implants to create a platform switch. Please find further information in the Xive Platform-Switch folder or Xive Prosthetic Manual.</p>	 <p>Friident Cover Screw for Implants 45 - 1140</p>	<p>Xive Gingiva Former C GH 1 26 - 1941 GH 2 26 - 1942 GH 3 26 - 1943 GH 5 26 - 1945</p> <p>Xive Gingiva Former slim C GH 2 26 - 1842 GH 3 26 - 1843 GH 5 26 - 1845</p>	<p>Xive Transfer Coping PickUp C (open tray technique) short 26 - 2143 long 26 - 2145</p> <p>Xive Transfer Coping C (closed tray technique) short 26 - 2043 long 26 - 2045</p>	<p>Platform Switch</p> <p>Friident EstheticBase Abutment straight GH 1 46 - 2141 GH 2 46 - 2142 GH 3 46 - 2143 GH 5 46 - 2145</p> <p>Friident EstheticBase Abutment angled GH 1 46 - 2241 GH 2 46 - 2242 GH 3 46 - 2243 GH 5 46 - 2245</p>

Prefabricated prosthetics	Patient-specific prosthetics	Impressions abutment level (only for MP)
 <p>Friadent Cercon Abutment straight A 0 GH 1, neutral 47 - 1151 GH 2, neutral 47 - 1152 GH 1, dentine 47 - 2151 GH2, dentine 47 - 2152</p>  <p>Friadent Cercon Abutment angled A 15 GH 1, neutral 47 - 1251 GH 2, neutral 47 - 1252 GH 1, dentine 47 - 2251 GH 2, dentine 47 - 2252</p>	 <p>Friadent CeraBase Abutment conical 45 - 2550</p>  <p>anatomical 45 - 2551</p>  <p>Friadent AuroBase Abutment 45 - 2450</p>	
 <p>Friadent MP Abutment straight A 0 GH 1 46 - 2851 GH 2 46 - 2852 GH 3 46 - 2853 GH 5 46 - 2855 GH 9 46 - 2859</p>  <p>Xive MP Abutment angled A 15 A 30 GH 2 46 - 2942 GH 2 46 - 3042 GH 3 46 - 2943 GH 3 46 - 3043 GH 5 46 - 2945</p>	 <p>Xive TitaniumBase 27 - 9050</p>  <p>Xive ScanBase 27 - 9150</p>  <p>Atlantis Abutments for Xive</p>	 <p>Friadent MP Lab Set PickUp Impression 46 - 8250</p>
 <p>Xive Locator Abutment GH 1 26 - 3321 GH 2 26 - 3322 GH 3 26 - 3323 GH 4 26 - 3324 GH 5 26 - 3325</p>  <p>Friadent Ball and Socket Attachement GH 1 45 - 3151 GH 2 45 - 3152 GH 3 45 - 3153 GH 5 45 - 3155</p>	 <p>Friadent MP Lab Set Gold Bar Coping 46 - 9650</p>  <p>Friadent MP Lab Set Titanium Bar Coping 46 - 9657</p>  <p>Friadent MP Lab Set Castable Bar Coping 46 - 9658</p>  <p>Friadent Telescopic Abutment 45 - 2650</p>	 <p>Atlantis Suprastructures for Xive</p>  <p>Friadent MP Lab Set Transfer Impression 46 - 8150</p>
 <p>Friadent MP Abutment straight A 0 GH 1 46 - 2841 GH 2 46 - 2842 GH 3 46 - 2843 GH 5 46 - 2845 GH 9 46 - 2849</p>  <p>Xive MP Abutment angled D 3.8 - D 5.5 A 15 A 30 GH 2 46 - 2942 GH 2 46 - 3042 GH 3 46 - 2943 GH 3 46 - 3043 GH 5 46 - 2945</p>		 <p>Friadent MP Lab Set PickUp Impression D 3.8 46 - 8240</p>  <p>Friadent MP Lab Set Transfer Impression D 3.8 46 - 8140</p>






Product overview Xive®



Implants	Cover screw	Gingiva former	Impressions at implant level	Prefabricated prosthetics
 <p>Xive S plus Implant D 5.5 L 8 26 - 2460 L 9.5 26 - 2461 L 11 26 - 2462 L 13 26 - 2463 L 15 26 - 2465</p>	 <p>Friident Cover Screw for Implants 45 - 1160</p>	 <p>Xive Gingiva Former C GH 1 26 - 1961 GH 2 26 - 1962 GH 3 26 - 1963 GH 5 26 - 1965</p>	 <p>Xive Transfer Coping PickUp C (open tray technique) short 26 - 2163 long 26 - 2165</p>  <p>Xive Transfer Coping C (Transfer Technique) short 26 - 2063 long 26 - 2065</p>  <p>Friident Milling Implant 45 - 2661</p>  <p>Friident Implant Analog 45 - 4060</p>	<p>Single-Crown</p>  <p>Friident EstheticBase Abutment straight A 0 GH 1 46 - 2161 GH 2 46 - 2162 GH 3 46 - 2163 GH 5 46 - 2165</p>  <p>Friident EstheticBase Abutment angled A 15 GH 1 46 - 2261 GH 2 46 - 2262 GH 3 46 - 2263 GH 5 46 - 2265</p> <hr/> <p>Bridges</p>  <p>Friident EstheticBase Abutment straight A 0 GH 1 46 - 2161 GH 2 46 - 2162 GH 3 46 - 2163 GH 5 46 - 2165</p>  <p>Friident EstheticBase Abutment angled A 15 GH 1 46 - 2261 GH 2 46 - 2262 GH 3 46 - 2263 GH 5 46 - 2265</p> <hr/> <p>Overdentures / Bars</p>  <p>Friident MP Abutment straight A 0 GH 1 46 - 2861 GH 2 46 - 2862 GH 3 46 - 2863 GH 5 46 - 2865</p>  <p>Xive MP Abutment angled A 15 GH 2 46 - 2942 GH 3 46 - 2943 GH 5 46 - 2945</p>  <p>A 30 GH 2 46 - 3042 GH 3 46 - 3043</p>
<p>Platform Switch</p> <p>The Xive D 5.5 implant has the same internal hex connection as the D 3.8 & D 4.5 implant. You are able to use D 3.8 & D 4.5 abutments on the Xive D 5.5 implants to create a platform switch. Please find further information in the Xive Platform-Switch folder or Xive Prosthetic Manual.</p>	 <p>Friident Cover Screw for Implants 45 - 1150</p>	 <p>Xive Gingiva Former C GH 1 26 - 1951 GH 2 26 - 1952 GH 3 26 - 1953 GH 5 26 - 1955</p>  <p>Xive Gingiva Former slim C GH 2 26 - 1852 GH 3 26 - 1853 GH 5 26 - 1855</p>	 <p>Xive Transfer Coping PickUp C (open tray technique) short 26 - 2153 long 26 - 2155</p>  <p>Xive Transfer Coping C (closed tray technique) short 26 - 2053 long 26 - 2055</p>	<p>Platform Switch</p>  <p>Friident EstheticBase Abutment straight GH 1 46 - 2151 GH 2 46 - 2152 GH 3 46 - 2153 GH 5 46 - 2155</p>  <p>Friident EstheticBase Abutment angled GH 1 46 - 2251 GH 2 46 - 2252 GH 3 46 - 2253 GH 5 46 - 2255</p>

Prefabricated prosthetics	Patient-specific prosthetics	Impressions abutment level (only for MP)
 Friadent CeraBase Abutment conical 45 - 2560  anatomical 45 - 2561  Friadent AuroBase Abutment 45 - 2460		
 Friadent MP Abutment straight A 0 GH 1 46 - 2861 GH 2 46 - 2862 GH 3 46 - 2863 GH 5 46 - 2865  Xive MP Abutment angled A 15 A 30 GH 2 46 - 2942 GH 2 46 - 3042 GH 3 46 - 2943 GH 3 46 - 3043 GH 5 46 - 2945  Friadent MP Lab Set Bridge with Castable Waxing Sleeve 46 - 9560  Friadent MP Lab Set Bridge with Cast-to Waxing Sleeve 46 - 9960  Friadent AuroBase Abutment 45 - 2460  Friadent PassivFit Set 45 - 4860	 Xive TitaniumBase 27 - 9060  Xive ScanBase 27 - 9160  Atlantis Abutments for Xive	 Friadent MP Lab Set PickUp Impression 46 - 8260  Friadent MP Lab Set Transfer Impression 46 - 8160
 Xive Locator Abutment GH 1 26 - 3331 GH 2 26 - 3332 GH 3 26 - 3333 GH 4 26 - 3334 GH 5 26 - 3335  Friadent Ball and Socket Attachement GH 1 45 - 3161 GH 2 45 - 3162 GH 3 45 - 3163 GH 5 45 - 3165  Friadent MP Lab Set Gold Bar Coping 46 - 9660  Friadent MP Lab Set Titanium Bar Coping 46 - 9667  Friadent MP Lab Set Castable Bar Coping 46 - 9668  Friadent Telescopic Abutment 45 - 2660	 Atlantis Suprastructures for Xive	
 Friadent MP Abutment straight A 0 GH 1 46 - 2851 GH 2 46 - 2852 GH 3 46 - 2853 GH 5 46 - 2855 GH 9 46 - 2859  Xive MP Abutment angled D 3.8 - D 5.5 A 15 A 30 GH 2 46 - 2942 GH 2 46 - 3042 GH 3 46 - 2943 GH 3 46 - 3043 GH 5 46 - 2945		 Friadent MP Lab Set PickUp Impression D 4.5 46 - 8250  Friadent MP Lab Set Transfer Impression D 4.5 46 - 8150

Product overview Xive® TG

Implants	Cover screw	Impressions
 <p>Xive TG plus Implant D 3.4 L 9.5 25 - 2431 L 11 25 - 2432 L 13 25 - 2433 L 15 25 - 2435</p>		
 <p>Xive TG plus Implant D 3.8 L 8 25 - 2440 L 9.5 25 - 2441 L 11 25 - 2442 L 13 25 - 2443 L 15 25 - 2445</p>	 <p>Xive TG Cover Screw for Implants D 3.4 - D 4.5 25 - 1400</p>	 <p>Xive TG Implant Analog / Soldering Analog D 3.4 - D 4.5 25 - 4010</p>
 <p>Xive TG plus Implant D 4.5 L 8 25 - 2450 L 9.5 25 - 2451 L 11 25 - 2452 L 13 25 - 2453 L 15 25 - 2455</p>		

Prefabricated prosthetics

Patient-specific bars and bridges

Single-Crown / Bridges



**Xive TG Abutment
straight / A 0**
D 3.4 - D 4.5
25 - 4500



Friadent PassivFit Set D 3.8
45 - 4840



**Xive TG Abutment
angled / A 15**
D 3.4 - D 4.5
25 - 4510



**Xive TG
Castable Waxing Sleeve**
D 3.4 - D 4.5
25 - 4245



**Xive TG AuroBase
Abutment**
D 3.4 - D 4.5
25 - 4520



**Xive TG
Cast-to Waxing Sleeve**
D 3.4 - D 4.5
25 - 4246



**Atlantis
Suprastructures
for Xive TG**

Overdentures / Bars



**Xive TG
Gold Bar Coping**
D 3.4 - D 4.5
25 - 4240



Xive TG Attachment
D 3.4 - D 4.5
25 - 4401



**Xive TG
Titanium Bar Coping**
D 3.4 - D 4.5
25 - 4241



**Xive TG
Castable Bar Coping**
D 3.4 - D 4.5
25 - 4242



**Atlantis
Suprastructures
for Xive TG**

Overview recommended torques

Prosthetic components


Torque

Friident Implant Cover Screw,
Xive TG Implant Cover Screw and
Xive Cover Screw PS D 3.8



max. 14 Ncm

Xive Gingiva Former C and
Xive Gingiva Former PS C



hand-tight

Friident EsthetiCap




14 Ncm

Prosthetic components


Torque

Friident EstheticBase and Xive EstheticBase PS
straight / A 0 and angled / A 15




24 Ncm

Friident AuroBase



24 Ncm

Friident Telescopic Abutment



24 Ncm

Friident CeraBase Abutment



24 Ncm

Friident Cercon Abutment
straight / A 0 and angled / A 15



24 Ncm

Atlantis Abutment



24 Ncm



Friident Ratchet Hex Driver

14 Ncm
Width 0.9 mm
Order no. 45 - 5732 short
Order no. 45 - 5733 long (not shown)



Friident Ratchet Hex Driver

24 Ncm
Width 1.22 mm
Order no. 45 - 5734 short
Order no. 45 - 5736 long (not shown)

Prosthetic components


Torque

Xive TitaniumBase and Xive ScanBase




24 Ncm

Friadent Ball and Socket Attachment




24 Ncm

Friadent PassivFit Set




24 Ncm

Xive MP Retention Sleeve



24 Ncm

Friadent Cast-to Waxing Sleeve Xive MP and Xive TG



24 Ncm

Friadent Castable Waxing Sleeve Xive MP and Xive TG



24 Ncm

Prosthetic components

Torque

Friadent and Xive TG all bar copings



24 Ncm

Friadent MP Abutment, straight and angled / Xive MP Abutment PS



24 Ncm

Xive Locator Abutment



30 Ncm



Friadent Ratchet Hex Driver

24 Ncm
Width 1.22 mm
Order no. 45 - 5734 short
Order no. 45 - 5736 long (not shown)



1 | Friadent Ratchet Seating Instrument for MP Insert Screw

24 Ncm
Order no. 46 - 5610

2 | FRIADENT Locator Insert for Prosthetic Ratchet

30 Ncm
Order no. 45 - 3344

Implant package

Xive implants are supplied in a double-sterile blister package with an outer carton. The type of package offers the maximum product safety in conformance with the increasingly rigid requirements for medical devices. The packaging also makes it easy to store all products for quick retrieval and they are easy to handle during the surgical procedure.



Outer box package

- Simple product identification with brand-specific design, sight window and color-coded imprint of the implant diameter
- Large seal label with details of products
- Stackable, all important product information remains visible
- Includes multilingual instructions for use



Transparent outer blister

- Outer sterile barrier of implant package



Transparent inner blister

- Inner sterile package
- Contains implant shuttle with implant and cover screw for implants
- Peel-off label with batch code for reliable documentation of treatment



Plastic implant shuttle

- Holds the implant securely in the packaging and protects it from damage during transport and removal
- Makes non-contact transfer and acceptance of the implant easy during the operation
- Three wings with roughened surfaces for non-slip holding make it very easy to handle safely

Implants

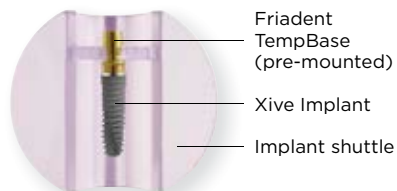
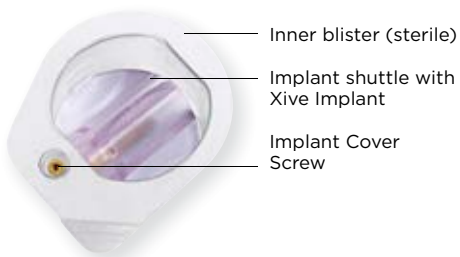
Xive S

Xive makes it easy to achieve ideal primary stability in all types of bone. With ActiveBoneControl, the intelligent interaction of an innovative implant thread design and the surgical preparation technique, you can rely on Xive (TG) even with unfavorable bone structure. Single-stage or two-stage procedure - with the TempBase included in every Xive S Implant, your patients receive an esthetically and functionally superior temporary denture as fast as possible.



Xive TG

With the transgingival Xive TG implant you achieve perfect primary stability in all bone qualities. With ActiveBoneControl, the intelligent interaction of an innovative implant thread design and the surgical preparation technique, you can rely on Xive TG even with unfavorable bone structure. The prosthetic restoration allows you to choose a classical bar restoration on four implants through to a fixed screw-retained bridge on six or more implants. Xive TG also gives you the option for single tooth restorations as well as for free-end restorations.



Xive® S plus implants

Friudent Cover Screw for Implants²

For implant Ø

Scale 1.2:1



D 3.0

Ø

D 3.0

Order no.

45 - 1120

For implant Ø

Scale 1.2:1



D 3.4

Ø

D 3.4

Order no.

45 - 1130

For implant Ø

Scale 1.2:1



D 3.8 D 4.5 D 5.5

Ø

D 3.8

Order no.

45 - 1140

For implant Ø

Scale 1.2:1



D 4.5 D 5.5

Ø

D 4.5

Order no.

45 - 1150

For implant Ø

Scale 1.2:1



D 5.5

Ø

D 5.5

Order no.

45 - 1160

Xive Cover Screw PS D 3.8

- Enables the restoration of the implants D 3.8 und D 4.5 with diameter-reduced abutments
- To achieve a succesful restoration with platform-switching it is essential to work directly from the cover screw with appropriate prosthetic components.

The Xive Cover Screw PS D 3.8 must be ordered seperately.

Xive Cover Screw PS D 3.8

For implant Ø

Scale 1.2:1



D 3.8 D 4.5


Ø

D 3.8

Order no.

45 - 1180

Xive S plus Implant



Scale 1:1

∅ ■ D 3.0 ■ D 3.0 ■ D 3.0

Lengths	11 mm	13 mm	15 mm
Order no.	26 - 2412	26 - 2413	26 - 2415

Xive S plus Implant (sterile)

Content: Implant², TempBase⁴, Cover Screw for Implants²

Xive D 3.4 - 5.5 Indications

- Single-tooth replacement
- Immediate loading when adequate primary stability is achieved
- Single-tooth restoration, fixing bridges and prostheses

Xive D 3.0 Indications


- Single-tooth restoration anterior region 12 + 22 and 32 - 42
- Splinted single-tooth restoration anterior region 32 - 42
- Non functional immediate loading

Healing mode

- Submerged or transgingival with gingival-forming components or temporary dentures

Implant packaging


- All Xive implants are delivered in double-sterile packaging (see page 16).



Scale 1:1

∅ ■ D 3.4 ■ D 3.4 ■ D 3.4 ■ D 3.4 ■ D 3.4

Lengths	9.5 mm	11 mm	13 mm	15 mm	18 mm
Order no.	26 - 2431	26 - 2432	26 - 2433	26 - 2435	26 - 2438



Scale 1:1

∅ ■ D 3.8 ■ D 3.8 ■ D 3.8 ■ D 3.8 ■ D 3.8 ■ D 3.8

Lengths	8 mm	9.5 mm	11 mm	13 mm	15 mm	18 mm
Order no.	26 - 2440	26 - 2441	26 - 2442	26 - 2443	26 - 2445	26 - 2448

INSTRUMENTS

Insertion of implants:

Xive Implant Driver (page 77)

Loosening of TempBase Retaining Screw, Placement of Implant Cover Screw:

Xive Hex Driver 0.9 mm (page 77)



Scale 1:1

∅ ■ D 4.5 ■ D 4.5 ■ D 4.5 ■ D 4.5 ■ D 4.5 ■ D 4.5

Lengths	8 mm	9.5 mm	11 mm	13 mm	15 mm	18 mm
Order no.	26 - 2450	26 - 2451	26 - 2452	26 - 2453	26 - 2455	26 - 2458



Scale 1:1

∅ ■ D 5.5 ■ D 5.5 ■ D 5.5 ■ D 5.5 ■ D 5.5

Lengths	8 mm	9.5 mm	11 mm	13 mm	15 mm
Order no.	26 - 2460	26 - 2461	26 - 2462	26 - 2463	26 - 2465

Xive® TG plus implants

Xive TG plus Implant (sterile)

Content: Implant³, Placement Head

Indications

- Single-tooth replacement
- Fixing bridges and prostheses

Healing mode

- Transgingival with gingival-forming components or temporary dentures

Xive TG plus Implant

Scale 1:1

Ø ■ D 3.4 ■ D 3.4 ■ D 3.4 ■ D 3.4

Lengths	9.5 mm	11 mm	13 mm	15 mm
Order no.	25 - 2431	25 - 2432	25 - 2433	25 - 2435

INSTRUMENTS

Insertion of implants:

Xive Implant Driver for Xive S implants D 3.4 and TempBase (page 77)

Loosening of Adapter Screw, Placement of Implant Cover Screw:

Xive Hex Driver 0.9 mm (page 77)

Scale 1:1

Ø ■ D 3.8 ■ D 3.8 ■ D 3.8 ■ D 3.8 ■ D 3.8

Lengths	8 mm	9.5 mm	11 mm	13 mm	15 mm
Order no.	25 - 2440	25 - 2441	25 - 2442	25 - 2443	25 - 2445

Scale 1:1

Ø ■ D 4.5 ■ D 4.5 ■ D 4.5 ■ D 4.5 ■ D 4.5

Lengths	8 mm	9.5 mm	11 mm	13 mm	15 mm
Order no.	25 - 2450	25 - 2451	25 - 2452	25 - 2453	25 - 2455

Xive TG Cover Screw for Implants²

For implant Ø

Scale 1.2:1



D 3.4
D 3.8
D 4.5

Order no. 25 - 1400

Soft tissue management

Multifunctional – the TempBase 3-in-1 concept

The multifunctional TempBase is premounted on all Xive S plus implants as a placement head. It can be used as a temporary abutment, on which you can place a temporary restoration without replacing components – and thus without additional compromise to the surrounding tissue structures and costs. The prefabricated, clippable TempBase Cap enables a fast and easy temporary restoration (for max. 3 months) closest to that of a final crown with a single-stage chairside procedure immediately after implant placement. A second surgical procedure is not required with this non-functional immediate restoration.


In case of submerged healing, an impression can be taken using the TempBase directly after surgery. The dental laboratory can use this impression to fabricate a high-quality, precision fit temporary restoration during the healing phase, which can then be immediately placed after a second-stage surgical procedure.



TempBase as placement head for implants

TempBase for index impressions

TempBase as a basis for temporary restorations



Friident TempBase⁴ with TempBase Retaining Screw

Scale 1.2:1



Ø ■ D 3.0 ■ D 3.4 ■ D 3.8 ■ D 4.5 ■ D 5.5

Order no.	46 - 1220	46 - 1230	46 - 1240	46 - 1250	46 - 1260
-----------	-----------	-----------	-----------	-----------	-----------

Friident TempBase Cap²⁸

Scale 1.2:1



Ø ■ ■ ■ D 3.0 - D 3.8 ■ D 4.5 ■ D 5.5

Order no.	46 - 1235	46 - 1255	46 - 1265
-----------	-----------	-----------	-----------

Friident TempBase Retaining Screw⁴

Scale 1.2:1



Ø ■ D 3.0 ■ ■ ■ ■ D 3.4 - D 5.5

Order no.	46 - 1279	46 - 1280
-----------	-----------	-----------

Friident TempBase

- Implant holder and placement head

Friident TempBase with TempBase Cap

- Transfer coping for index registration during surgery
- Basis for temporary restorations

The Friident TempBase is premounted on the implants. The Friident TempBase Cap must be ordered separately.

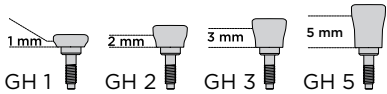
INSTRUMENTS

Fixation and loosening of TempBase Retaining Screw, Placement of Implant Cover Screw:
Xive Hex Driver 0.9 mm (page 77)

Gingiva former

Xive Gingiva Former C

- For simple contouring of the peri-implant soft tissue
- Curved emergence profiles - gives space to improve esthetic outcome



INSTRUMENTS

Placement of the Gingiva Former C:

Friadent Hex Driver 1.22 mm hand-tight (page 89)

Xive Gingiva Former C⁴

For implant Ø

D 3.0

Scale 1.2:1

Ø	Gingiva height	D 3.0 GH 1	D 3.0 GH 2	D 3.0 GH 3	D 3.0 GH 5
Order no.		26 - 1921	26 - 1922	26 - 1923	26 - 1925

For implant Ø

D 3.4

Scale 1.2:1

Ø	Gingiva height	D 3.4 GH 1	D 3.4 GH 2	D 3.4 GH 3	D 3.4 GH 5
Order no.		26 - 1931	26 - 1932	26 - 1933	26 - 1935

For implant Ø

D 3.8 D 4.5 D 5.5

Scale 1.2:1

Ø	Gingiva height	D 3.8 GH 1	D 3.8 GH 2	D 3.8 GH 3	D 3.8 GH 5
Order no.		26 - 1941	26 - 1942	26 - 1943	26 - 1945

For implant Ø

D 4.5 D 5.5

Scale 1.2:1

Ø	Gingiva height	D 4.5 GH 1	D 4.5 GH 2	D 4.5 GH 3	D 4.5 GH 5
Order no.		26 - 1951	26 - 1952	26 - 1953	26 - 1955

For implant Ø

D 5.5

Scale 1.2:1

Ø	Gingiva height	D 5.5 GH 1	D 5.5 GH 2	D 5.5 GH 3	D 5.5 GH 5
Order no.		26 - 1961	26 - 1962	26 - 1963	26 - 1965

Soft tissue management

Xive Gingiva Former⁴ slim C

For implant Ø

D 3.4

Scale 1.2:1



Ø
Gingiva height

D 3.4
GH 2

D 3.4
GH 3

D 3.4
GH 5

Order no.

26 - 1832

26 - 1833

26 - 1835

Xive Gingiva Former slim C

- For perfect contouring of the soft tissue with limited mesio-distal space



For implant Ø

D 3.8 D 4.5 D 5.5

Scale 1.2:1



Ø
Gingiva height

D 3.8
GH 2

D 3.8
GH 3

D 3.8
GH 5

Order no.

26 - 1842

26 - 1843

26 - 1845

For implant Ø

D 4.5 D 5.5

Scale 1.2:1



Ø
Gingiva height

D 4.5
GH 2

D 4.5
GH 3

D 4.5
GH 5

Order no.

26 - 1852

26 - 1853

26 - 1855

Xive Gingiva Former PS C

For implant Ø

D 3.8 D 4.5

Scale 1.2:1



Ø
Gingiva height

D 3.8
GH 1

D 3.8
GH 2

D 3.8
GH 3

D 3.8
GH 5

Order no.

26 - 2231

26 - 2232

26 - 2233

26 - 2235

Xive Gingiva Former PS C

- For contouring of the soft tissue when a restoration with diameter-reduced abutments is planned
- Supports the security of achieving long-term esthetic outcomes
- Laser tagged on the top: PS = Platform Switch



Xive Gingiva Former PS slim C

For implant Ø

D 3.8 D 4.5

Scale 1.2:1



Ø
Gingiva height

D 3.8
GH 2

D 3.8
GH 3

D 3.8
GH 5

Order no.

26 - 1822

26 - 1823

26 - 1825

EsthetiCap

Friadent EsthetiCap

- For esthetically demanding temporary crowns and bridges
- Two anatomical cross-sections oval and triangular
- Customizable by grinding or laminating
- Cementable
- X-ray-opaque due to zirconium dioxide additives
- Can be adapted as a patient-specific gingiva former for esthetic soft tissue contouring

INSTRUMENTS

Screwing in of EsthetiCap Screw:
 Friadent Hex Driver 0.9 mm
 (page 89)

Friadent EsthetiCap^{24/32} with Screw for EsthetiCap

For implant Ø

D 3.4

Scale 1.2:1

Ø



D 3.4
 oval

Order no.

46 - 1730

For implant Ø

D 3.8 D 4.5 D 5.5

Scale 1.2:1

Ø



D 3.8
 oval

Order no.

46 - 1740



D 3.8
 triangular

Order no. 46 - 1745

For implant Ø

D 4.5 D 5.5

Scale 1.2:1

Ø



D 4.5
 oval

Order no.

46 - 1750



D 4.5
 triangular

Order no. 46 - 1755

For implant Ø

D 5.5

Scale 1.2:1

Ø



D 5.5
 oval

Order no.

46 - 1760



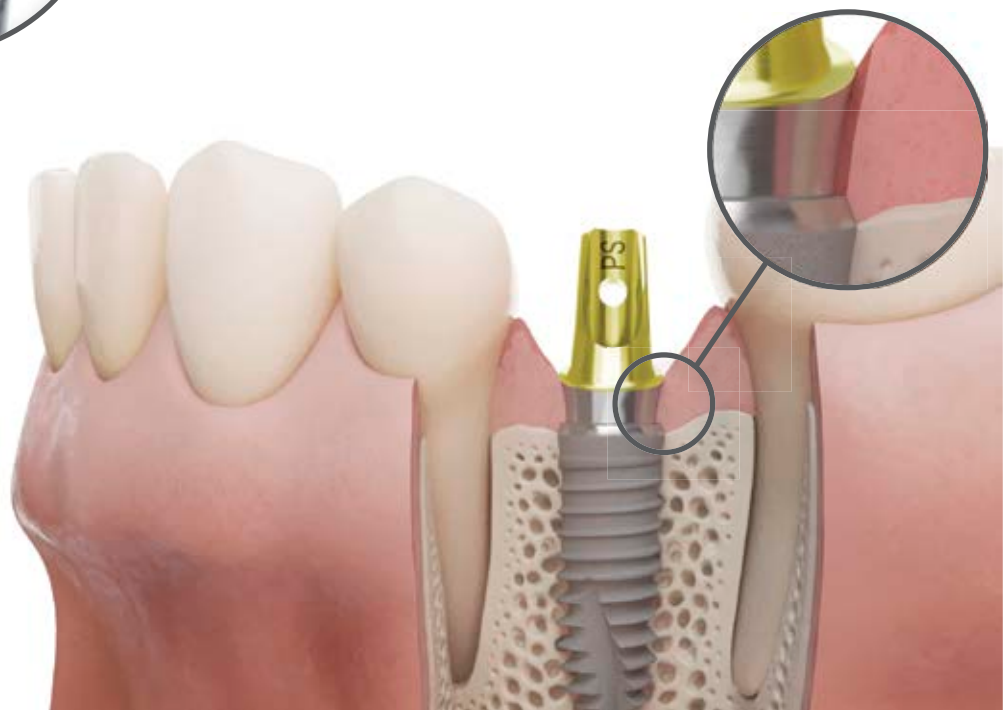
D 5.5
 triangular

Order no. 46 - 1765

Easy and versatile prosthetics

Xive is as individual as each patient situation. The flexibility of the Xive prosthetic line has been setting the pace in the dental practice and the dental laboratory for more than two decades. Whether a crown, fixed partial denture or removable prosthesis – prefabricated and patient-specific components for standard and premium solutions give you the greatest possible restorative freedom, even for challenging cases. See for yourself and discover some of the treatment concepts that may distinguish Xive from other implant systems.

The specific design of the beveled, structure-polished implant collar with an integrated option for platform-switching is a key feature of the Xive design. In combination with the use of reduced-diameter abutments, this results in a positive effect on the peri-implant tissues. To achieve a successful restoration following the platform-switch concept, it is essential not only to use the reduced-diameter final abutment, but to also start with a reduced-diameter cover screw and continue with the corresponding prosthetic components. The Xive prosthetic portfolio provides all of these components. Please find the possibilities for platform switching next to each article.



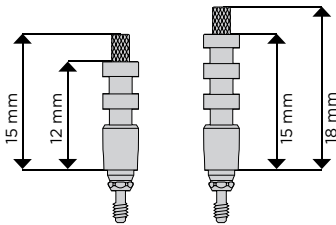
Impression taking on implant level

Xive Transfer Coping PickUp C (open tray technique) with Xive Transfer Coping PickUp Screw

- For transferring the implant position to the master model
- Precisely capturing the vertical and horizontal implant position as well as the orientation of the deep internal hex
- One hand procedure - captive screw for safe handling

INSTRUMENTS

Screwing in of Xive Transfer Coping C Screw: Friudent Hex Screwdriver 1.22 mm (page 89)



Xive Transfer Coping PickUp C⁺ (open tray technique)

For implant Ø

D 3.0

Scale 1.2:1

Ø Height ■ D 3.0 short

■ D 3.0 long

Order no. 26 - 2123

26 - 2125



For implant Ø

D 3.4

Scale 1.2:1

Ø Height ■ D 3.4 short

■ D 3.4 long

Order no. 26 - 2133

26 - 2135



For implant Ø

D 3.8 D 4.5 D 5.5

Scale 1.2:1

Ø Height ■ D 3.8 short

■ D 3.8 long

Order no. 26 - 2143

26 - 2145



For implant Ø

D 4.5 D 5.5

Scale 1.2:1

Ø Height ■ D 4.5 short

■ D 4.5 long

Order no. 26 - 2153

26 - 2155



For implant Ø

D 5.5

Scale 1.2:1

Ø Height ■ D 5.5 short

■ D 5.5 long

Order no. 26 - 2163

26 - 2165



Impression taking on implant level

Xive Transfer Coping C^{4,20} (closed tray technique)

For implant Ø

D 3.0

Scale 1.2:1

Ø
Height



D 3.0
short



D 3.0
long

Order no.

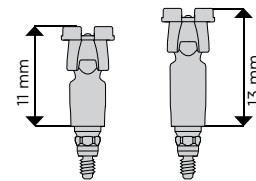
26 - 2023

26 - 2025

Xive Transfer Coping C

(closed tray technique)
with Xive Transfer Coping Screw and
Xive TransferCap C

- For transferring the implant position to the master model
- Precisely capturing the vertical and horizontal implant position as well as the orientation of the deep internal hex
- One hand procedure - captive screw for safe handling
- Transfer Cap C with click-function



For implant Ø

D 3.4

Scale 1.2:1

Ø
Height



D 3.4
short



D 3.4
long

Order no.

26 - 2033

26 - 2035

For implant Ø

D 3.8 D 4.5 D 5.5

Scale 1.2:1

Ø
Height



D 3.8
short

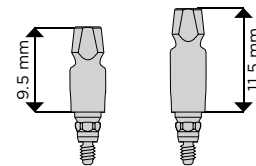


D 3.8
long

Order no.

26 - 2043

26 - 2045



For implant Ø

D 4.5 D 5.5

Scale 1.2:1

Ø
Height



D 4.5
short



D 4.5
long

Order no.

26 - 2053

26 - 2055

For implant Ø

D 5.5

Scale 1.2:1

Ø
Height



D 5.5
short



D 5.5
long

Order no.

26 - 2063

26 - 2065

Impression taking on implant level

SINGLE COMPONENTS

Xive TransferCap C

- For utmost precision when making impressions
- Included in delivery of Xive Transfer Coping C

Xive TransferCap C²⁰ (3 pieces)

Scale 1.2:1



∅ D 3.0



∅ D 3.4



∅ D 3.8



∅ D 4.5



∅ D 5.5

Order no.	26 - 2070	26 - 2071	26 - 2072	26 - 2073	26 - 2074
-----------	-----------	-----------	-----------	-----------	-----------

Impression taking on implant level

PLATFORM SWITCH COMPONENTS

Xive Transfer Coping Pickup PS C⁴ (open tray technique)

For implant Ø

D 3.8

Scale 1.2:1

Ø
Height



D 3.8
short



D 3.8
long

Order no.	26 - 2343	26 - 2345
-----------	-----------	-----------

Please note:

All platform switch abutments are laser-marked with PS.

Xive Transfer Coping PS C^{4.20} (closed tray technique) with Xive Transfer Coping Screw, Xive TransferCap C

For implant Ø

D 3.8

Scale 1.2:1

Ø
Height



D 3.8
short



D 3.8
long

Order no.	26 - 2333	26 - 2335
-----------	-----------	-----------

Impression taking on implant level

IMPLANT ANALOGS

Friadent Implant Analog

- For retaining the prosthetic components on the master cast

Friadent Implant Analog⁵

Scale 1.2:1



Ø

D 3.0

D 3.4

D 3.8

D 4.5

D 5.5

Order no.

45 - 4020

45 - 4030

45 - 4040

45 - 4050

45 - 4060

Friadent Milling Implant

- Fixing the prosthetic components in the milling socket
- Implant analog made of special steel with stronger retainers to resist rotary forces generated by milling

Friadent Milling Implant⁶

Scale 1.2:1



Ø

D 3.0

D 3.4

D 3.8

D 4.5

D 5.5

Order no.

45 - 2621

45 - 2631

45 - 2641

45 - 2651

45 - 2661

Impression taking on abutment level

SETS

Friident MP Lab Set PickUp Impression

For implant Ø

D 3.4

Scale 1.2:1

Ø



D 3.4

Order no.

46 - 8230

Friident MP Lab Set Transfer Impression



D 3.4

Order no.

46 - 8130

Friident MP Lab Set PickUp Impression

Content: MP PickUp Impression Coping, MP PickUp Guide Pin, MP Analog

Friident Impression Coping

- For transferring the abutment position of to the master model
- Available for PickUp (open tray) and transfer technique
- The pre-mounted MP Abutment remains in the implant when making impressions

Friident MP Lab Set Transfer Impression


Content: MP Transfer Impression Coping, MP Analog

For implant Ø

D 3.8 D 4.5 D 5.5

Scale 1.2:1

Ø



D 3.8

Order no.

46 - 8240



D 3.8

Order no.

46 - 8140

INSTRUMENTS

Fixation of MP PickUp Guide Pin:

Friident Hex Driver 1.22 mm or
Friident Slot Screwdriver 2.0 mm
(page 89)

Placement of MP Transfer Impression Coping:

Friident Hex Driver 0.9 mm (page 89)

For implant Ø

D 4.5 D 5.5

Scale 1.2:1

Ø



D 4.5

Order no.

46 - 8250



D 4.5

Order no.

46 - 8150

For implant Ø

D 5.5

Scale 1.2:1

Ø



D 5.5

Order no.

46 - 8260



D 5.5

Order no.

46 - 8160

Impression taking on abutment level

SINGLE COMPONENTS

Friadent MP PickUp Impression Coping² with MP PickUp Guide Pin

For implant Ø

Scale 1.2:1

D 3.4

Ø

D 3.4

Order no.

46 - 1630

Friadent MP Transfer Impression Coping²



D 3.4

46 - 1635

For implant Ø

Scale 1.2:1

D 3.8 D 4.5 D 5.5

Ø

D 3.8

Order no.

46 - 1640



D 3.8

46 - 1645

For implant Ø

Scale 1.2:1

D 4.5 D 5.5

Ø

D 4.5

Order no.

46 - 1650



D 4.5

46 - 1655

Friadent MP PickUp Guide Pin⁴

Scale 1.2:1



Order no.

46 - 1615

For implant Ø

Scale 1.2:1

D 5.5

Ø

D 5.5

Order no.

46 - 1660



D 5.5

46 - 1665

Friident MP Analog⁵

Scale 1.2:1



Ø D 3.4 D 3.8 D 4.5 D 5.5


Order no.	46 - 4030	46 - 4040	46 - 4050	46 - 4060
-----------	-----------	-----------	-----------	-----------

Friident MP Analog

- Included in delivery of the MP Lab Sets Impression
- Is forwarded to the lab with the impression

Friident Lab Set Soldering Analog for Bridge

Scale 1.2:1



Ø D 3.4 - D 5.5

Order no.	45 - 4102
-----------	-----------

Friident Lab Set Soldering Analog for Bar

Scale 1.2:1



Ø D 3.4 - D 5.5

Order no.	45 - 4101
-----------	-----------

Friident Lab Set Soldering Analog for Bridge


Content: Friident Soldering Analog, universal and Soldering Screw for Bridge

Friident Lab Set Soldering Analog for Bar

Content: Friident Soldering Analog, universal and Soldering Screw for Bar

Friident Soldering Analog⁶ universal

Scale 1.2:1



Ø D 3.4 - D 5.5

Order no.	45 - 4103	45 - 4207	45 - 4206
-----------	-----------	-----------	-----------

Friident Soldering Screw for Bridge⁴

Friident Soldering Screw for Bar⁴

Friident Soldering Analog

- For securing the framework in the soldering base

EstheticBase Abutment

Friadent EstheticBase

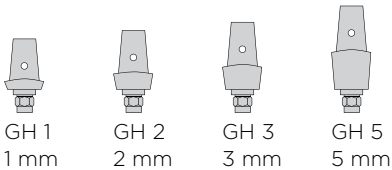
- For esthetically demanding single-tooth crowns and bridges
- Available straight or angled
- Customizable by grinding
- Cementable or screw-retained (horizontal or transversal)

Please note:

The indication of the D 3.0 abutments is limited to the anterior tooth region.

Horizontal Screw Retention

All Friadent EstheticBase Abutments are provided with a horizontal thread (M 1.4). An additional horizontal or transverse screw is necessary for horizontally screw-retained crowns (page 36).



GH 1
1 mm

GH 2
2 mm

GH 3
3 mm

GH 5
5 mm

Friadent EstheticBase straight / A 0 with Screw for EstheticBase (D 3.0 with Standard Abutment Screw D 3.0)

For implant Ø

D 3.0

Scale 1.2:1

Ø	D 3.0	D 3.0	D 3.0	D 3.0
Gingiva height	GH 1 ⁴	GH 2 ⁴	GH 3 ⁴	GH 5 ⁴
Order no.	46 - 2121	46 - 2122	46 - 2123	46 - 2125

For implant Ø

D 3.4

Scale 1.2:1

Ø	D 3.4	D 3.4	D 3.4	D 3.4
Gingiva height	GH 1 ⁴	GH 2 ⁴	GH 3 ⁴	GH 5 ⁴
Order no.	46 - 2131	46 - 2132	46 - 2133	46 - 2135

For implant Ø

D 3.8 D 4.5 D 5.5

Scale 1.2:1

Ø	D 3.8	D 3.8	D 3.8	D 3.8
Gingiva height	GH 1 ²	GH 2 ²	GH 3 ²	GH 5 ²
Order no.	46 - 2141	46 - 2142	46 - 2143	46 - 2145

INSTRUMENTS

Screwing in of Screw for EstheticBase and Standard Abutment Screw D 3.0: Friadent Hex Driver 1.22 mm (page 89)

We recommend the use of special titanium drills (Gebr. Brasseler, Lemgo or Jota, Düsseldorf) for preparing the abutments.

For implant Ø

D 4.5 D 5.5

Scale 1.2:1

Ø	D 4.5	D 4.5	D 4.5	D 4.5
Gingiva height	GH 1 ²	GH 2 ²	GH 3 ²	GH 5 ²
Order no.	46 - 2151	46 - 2152	46 - 2153	46 - 2155

For implant Ø

D 5.5

Scale 1.2:1

Ø	D 5.5	D 5.5	D 5.5	D 5.5
Gingiva height	GH 1 ²	GH 2 ²	GH 3 ²	GH 5 ²
Order no.	46 - 2161	46 - 2162	46 - 2163	46 - 2165

Friident EstheticBase angled / A 15 with Screw for EstheticBase (D 3.0 with Standard Abutment Screw D 3.0)

For implant Ø

D 3.0

Scale 1.2:1

Ø	D 3.0	D 3.0	D 3.0	D 3.0
Gingiva height	GH 1 ⁴	GH 2 ⁴	GH 3 ⁴	GH 5 ⁴
Order no.	46 - 2221	46 - 2222	46 - 2223	46 - 2225

For implant Ø

D 3.4

Scale 1.2:1

Ø	D 3.4	D 3.4	D 3.4	D 3.4
Gingiva height	GH 1 ⁴	GH 2 ⁴	GH 3 ⁴	GH 5 ⁴
Order no.	46 - 2231	46 - 2232	46 - 2233	46 - 2235

For implant Ø

D 3.8 D 4.5 D 5.5

Scale 1.2:1

Ø	D 3.8	D 3.8	D 3.8	D 3.8
Gingiva height	GH 1 ²	GH 2 ²	GH 3 ²	GH 5 ²
Order no.	46 - 2241	46 - 2242	46 - 2243	46 - 2245

For implant Ø

D 4.5 D 5.5

Scale 1.2:1

Ø	D 4.5	D 4.5	D 4.5	D 4.5
Gingiva height	GH 1 ²	GH 2 ²	GH 3 ²	GH 5 ²
Order no.	46 - 2251	46 - 2252	46 - 2253	46 - 2255

For implant Ø

D 5.5

Scale 1.2:1

Ø	D 5.5	D 5.5	D 5.5	D 5.5
Gingiva height	GH 1 ²	GH 2 ²	GH 3 ²	GH 5 ²
Order no.	46 - 2261	46 - 2262	46 - 2263	46 - 2265

EstheticBase Abutment

Xive EstheticBase PS


- Enables the restoration of implants D 3.8 and D 4.5 with diameter-reduced abutments
- This product favors the security of achieving long-term esthetic outcomes

Please note:

All PS abutments are laser-marked with PS.

Xive EstheticBase PS straight / A0 with Screw for EstheticBase


Scale 1.2:1

For implant Ø 

Ø	Gingiva height	D 3.8 GH 1	D 3.8 GH 2	D 3.8 GH 3	D 3.8 GH 5
Order no.		46 - 2341	46 - 2342	46 - 2343	46 - 2345

Xive EstheticBase PS angled / A15 with Screw for EstheticBase

Scale 1.2:1

For implant Ø 

Ø	Gingiva height	D 3.8 GH 1	D 3.8 GH 2	D 3.8 GH 3	D 3.8 GH 5
Order no.		46 - 2441	46 - 2442	46 - 2443	46 - 2445

Friident Standard Abutment Screw⁴

Scale 1.2:1



D 3.0

Order no. 46 - 4304

Friident Screw for EstheticBase⁴



D 3.4 - D 5.5

Order no. 46 - 4305

Friident Horizontal Screw Seat⁸



Order no. 45 - 4410

Friident Horizontal Screws

- Fixing the crown on the oral abutment wall

Friident Transverse Screws

- Fixing the crown on the oral and also the facial abutment wall
- Double thread length for optimum stability
- The horizontal screw is used as a transverse screw with D 3.0 and D 3.4 in this case to use a sufficient number of threads

The use of horizontal retaining screws with a long head is recommended particularly for molars, because the crown generally offers wider dimensional waxing.

Friident Horizontal Screw Set Horizontal Screw Standard⁴ or Long⁴ and Horizontal Screw Seat⁸

Scale 1.2:1



standard

Order no. 46 - 4403



long

Order no. 46 - 4404



standard

Order no. 46 - 4407



long

Order no. 46 - 4408

Friident Horizontal Screw⁴

Scale 1.2:1



standard

Order no. 46 - 4401



long

Order no. 46 - 4402



standard

Order no. 46 - 4405



long

Order no. 46 - 4406

Friident Transverse Screw⁴

INSTRUMENTS

Placement of Horizontal Screws and Transverse Screws:

Friident Hex Driver 0.9 mm (page 89)

Cercon® Abutment

Friident Cercon Abutment³² straight / A 0 with Friident Screw for EstheticBase⁴ Scale 1.2:1

For implant Ø



Ø	D 3.8	D 3.8	D 3.8	D 3.8
Shade	neutral	dentine	neutral	dentine
Gingiva height	GH 1	GH 1	GH 2	GH 2
Order no.	47 - 1141	47 - 2141	47 - 1142	47 - 2142

For implant Ø



Ø	D 4.5	D 4.5	D 4.5	D 4.5
Shade	neutral	dentine	neutral	dentine
Gingiva height	GH 1	GH 1	GH 2	GH 2
Order no.	47 - 1151	47 - 2151	47 - 1152	47 - 2152

Friident Cercon Abutment³² angled / A 15 with Friident Screw for EstheticBase⁴ Scale 1.2:1

For implant Ø



Ø	D 3.8	D 3.8	D 3.8	D 3.8
Shade	neutral	dentine	neutral	dentine
Gingiva height	GH 1	GH 1	GH 2	GH 2
Order no.	47 - 1241	47 - 2241	47 - 1242	47 - 2242

For implant Ø



Ø	D 4.5	D 4.5	D 4.5	D 4.5
Shade	neutral	dentine	neutral	dentine
Gingiva height	GH 1	GH 1	GH 2	GH 2
Order no.	47 - 1251	47 - 2251	47 - 1252	47 - 2252

Please note:

The indication for ceramic abutments is restricted to the anterior region.

Friident Cercon Abutment

- For full-ceramic restorations with best possible tooth analogy in the anterior region
- Extremely stable through production of zirconium dioxide ceramic
- Available straight or angled
- Customizable by grinding or casting
- Two shades of white, neutral or dentine
- Outstanding esthetics with brilliant light dynamics

INSTRUMENTS

Placement of screws:

Friident Hex Driver 1.22 mm (page 89)

We recommend using the ceramic-line Shaping Set by DeguDent for prepping the Friident Cercon Abutments.

The grinding process of Cercon Abutments requires irrigation.

CeraBase Abutment

Please note:

The indication for ceramic abutments is restricted to the anterior region.

Friident CeraBase

- Two-piece abutment for high-quality ceramic single-tooth restorations in the anterior region
- Ceramic sleeve with titanium core
- Available in conical and anatomical design

Friident CeraBase Abutment with Standard Abutment Screw⁴

For implant Ø



Scale 1.2:1

Ø



D 3.4 conical^{30/4}



D 3.4 anatomical^{30/4}

Order no.

45 - 2530

45 - 2531

For implant Ø



Scale 1.2:1

Ø



D 3.8 conical^{30/3}



D 3.8 anatomical^{30/3}

Order no.

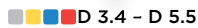
45 - 2540

45 - 2541

Friident Standard Abutment Screw⁴

Scale 1.2:1

Ø



For implant Ø



Scale 1.2:1

Ø



D 4.5 conical^{30/3}



D 4.5 anatomical^{30/3}

Order no.

45 - 4305

Order no.

45 - 2550

45 - 2551

INSTRUMENTS

Placement of Standard Abutment Screw:

Friident Hex Driver 1.22 mm or Friident Slot Screwdriver 2.0 mm (page 89)

For implant Ø



Scale 1.2:1

Ø



D 5.5 conical^{30/3}



D 5.5 anatomical^{30/3}

Order no.

45 - 2560

45 - 2561

Grinding of the ceramic sleeve of the Friident CeraBase Abutment:

Friident CeraBase ToolSet (page 91)

The grinding process does not require irrigation.

AuroBase Abutment

Friident AuroBase^{20/8}
with Standard Abutment Screw⁴
(D 3.0 with Standard
Abutment Screw D 3.0)

For implant Ø

Scale 1.2:1



D 3.0

Ø **D 3.0**

Order no. 45 - 2420

Friident AuroBase

- For difficult prosthetic situations requiring individual solutions for crowns, bridges and prostheses
- For compensation of severe axial divergencies
- For customized waxing from the top edge of the implant with thin gingiva

For implant Ø

Scale 1.2:1



D 3.4

Ø **D 3.4**

Order no. 45 - 2430

Friident Standard Abutment Screw D 3.0⁴

Scale 1.2:1



Ø

D 3.0

Order no. 46 - 4304

For implant Ø

Scale 1.2:1



D 3.8 D 4.5 D 5.5

Ø **D 3.8**

Order no. 45 - 2440

Friident Standard Abutment Screw⁴

Scale 1.2:1



Ø

D 3.4 - D 5.5

Order no. 45 - 4305

For implant Ø

Scale 1.2:1



D 4.5 D 5.5

Ø **D 4.5**

Order no. 45 - 2450

INSTRUMENTS

Screwing in of Abutment Screw Standard and D 3.0:

Friident Hex Driver 1.22 mm or
Friident Slot Screwdriver 2.0 mm
(page 89)

For implant Ø

Scale 1.2:1



D 5.5

Ø **D 5.5**

Order no. 45 - 2460

Telescopic Abutment

Friadent Telescopic Abutment

- For simple and economic fabrication of telescopic crowns for fixing prostheses and removable bridges
- For customized single-tooth crowns
- Compensation of axial divergencies with customizable milling techniques

The Telescopic Abutment can be veneered with titanium ceramics (e.g., Duceratin, Ducera or Vita Titankeramik, Vita Zahnfabrik) for occlusally screw-retained single crowns.

Use the Friadent Telescopic Abutment D 3.0 for direct veneering only. Direct veneering of the telescopic abutments D 3.0 and D 3.4 is not possible with titanium ceramic.

Friadent Telescopic Abutment with Standard Abutment Screw⁴ (D 3.0 with Standard Abutment Screw D 3.0)

For implant Ø

Scale 1.2:1



Ø

D 3.0⁴

D 3.0

Order no.

45 - 2620

For implant Ø

Scale 1.2:1



Ø

D 3.4⁴

D 3.4

Order no.

45 - 2630

Friadent Standard Abutment Screw D 3.0⁴

Scale 1.2:1



Ø

D 3.0

Order no.

46 - 4304

For implant Ø

Scale 1.2:1



Ø

D 3.8²

D 3.8 D 4.5

Order no.

45 - 2640

Friadent Standard Abutment Screw⁴

Scale 1.2:1



Ø

D 3.4 - D 5.5

Order no.

45 - 4305

For implant Ø

Scale 1.2:1



Ø

D 4.5²

D 4.5 D 5.5

Order no.

45 - 2650

INSTRUMENTS

Screwing in of Abutment Screw Standard and D 3.0:

Friadent Hex Driver 1.22 mm or
Friadent Slot Screwdriver 2.0 mm
(page 89)

For implant Ø

Scale 1.2:1



Ø

D 5.5²

D 5.5

Order no.

45 - 2660

MP Abutment

Friident MP Abutment MP Abutment Insert and MP Insert Screw

For implant Ø

D 3.4

Scale 1.2:1				
Ø	D 3.4	D 3.4	D 3.4	D 3.4
Gingiva height	GH 1 ^{1/4}	GH 2 ^{1/4}	GH 3 ^{1/4}	GH 5 ^{1/4}
Order no.	46 - 2831	46 - 2832	46 - 2833	46 - 2835

Friident MP Abutment

- For simple and accurate fabrication of bridges with cast-to or, more economically, with castable waxing sleeve
- For fixing overdentures by bar construction
- Inserted abutments remain in the mouth, the laboratory operates on analogs
- Simplified supragingival impressions and scaffold try-in

The MP Abutment consists of MP Abutment Insert and MP Insert Screw. The appropriate MP Abutment is selected according to the gingival height. The number of grooves on the screw head indicates the gingival height of the matching Abutment Insert.

- GH 1 = 1 ring
- GH 2 = 2 rings
- GH 3 = 3 rings
- GH 5 = 5 rings



For implant Ø

D 3.8 D 4.5 D 5.5

Scale 1.2:1				
Ø	D 3.8	D 3.8	D 3.8	D 3.8
Gingiva height	GH 1 ^{1/4}	GH 2 ^{1/4}	GH 3 ^{1/4}	GH 5 ^{1/4}
Order no.	46 - 2841	46 - 2842	46 - 2843	46 - 2845

For implant Ø

D 4.5 D 5.5

Scale 1.2:1				
Ø	D 4.5	D 4.5	D 4.5	D 4.5
Gingiva height	GH 1 ^{1/4}	GH 2 ^{1/4}	GH 3 ^{1/4}	GH 5 ^{1/4}
Order no.	46 - 2851	46 - 2852	46 - 2853	46 - 2855

INSTRUMENTS

Placement of MP Abutment Inserts on the implant:

Friident Seating Instrument for Attachment Insert and MP Insert (page 91)

Fixation of MP Insert Screw:

Friident Seating Instrument for MP Insert Screw (page 91)

Placement of MP Cover Screw:

Friident Hex Driver 0.9 mm (page 89)

For implant Ø

D 5.5

Scale 1.2:1				
Ø	D 5.5	D 5.5	D 5.5	D 5.5
Gingiva height	GH 1 ^{1/4}	GH 2 ^{1/4}	GH 3 ^{1/4}	GH 5 ^{1/4}
Order no.	46 - 2861	46 - 2862	46 - 2863	46 - 2865

MP Abutment

Xive MP Abutment PS

- Enables the restoration of implants D 3.8 and D 4.5 with diameter-reduced abutments
- This product favors the security of achieving long-term esthetic outcomes

Please note:

All PS abutments are laser-marked with PS.

Xive MP Abutment PS with MP Insert Screw

For implant Ø



Scale 1.2:1

Ø	D 3.8	D 3.8	D 3.8	D 3.8
Gingiva height	GH 1	GH 2	GH 3	GH 5
Order no.	46 - 2951	46 - 2952	46 - 2953	46 - 2955

Friadent MP Cover Screw²

Scale 1.2:1

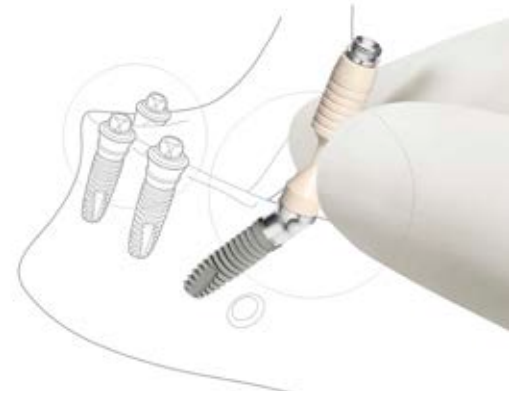
Ø	D 3.4	D 3.8	D 4.5	D 5.5
Order no.	46 - 1430	46 - 1440	46 - 1450	46 - 1460

The SmartFix[®] concept

Prosthetic solution on angled implants

The SmartFix concept is an efficient and time-saving immediate loading treatment on four implants for screw-retained restorations. It provides stable prosthetic fit and avoids critical anatomical areas by using 15° or 30° angled Xive MP abutments.

For prosthetic restorations either a conventionally fabricated suprastructure or CAD/CAM-fabricated Atlantis Implant Suprastructures with a high precision fit can be selected.



Xive MP Abutment angled⁴ / A 15 (with Xive MP Insert Head⁴ premouted on a seating instrument)

Scale 1.2:1

For implant Ø

Ø	D 3.4	D 3.4	D 3.4
Gingiva height	GH 2	GH 3	GH 5
Order no.	46 - 2932	46 - 2933	46 - 2935

D 3.4

Xive MP Insert Head⁴ premouted on a seating instrument (as spare part)

Scale 1.2:1

Order no.	46 - 3100
-----------	-----------

Scale 1.2:1

For implant Ø

Ø	D 3.8 - D 5.5	D 3.8 - D 5.5	D 3.8 - D 5.5
Gingiva height	GH 2	GH 3	GH 5
Order no.	46 - 2942	46 - 2943	46 - 2945

D 3.8 D 4.5 D 5.5

Xive MP Abutment angled⁴ / A 30 (with Xive MP Insert Head⁴ premouted on a seating instrument)

Scale 1.2:1

For implant Ø

Ø	D 3.4	D 3.4
Gingiva height	GH 2	GH 3
Order no.	46 - 3032	46 - 3033

D 3.4

Scale 1.2:1

For implant Ø

Ø	D 3.8 - D 5.5	D 3.8 - D 5.5
Gingiva height	GH 2	GH 3
Order no.	46 - 3042	46 - 3043

D 3.8 D 4.5 D 5.5

Bridges

SETS AND SINGLE COMPONENTS

Friident MP Lab Set Bridge with Castable Waxing Sleeve

Content: Castable Waxing Sleeve, MP Screw for Waxing Sleeve

Friident MP Lab Sets Bridge

- For simple and accurate fabrication of bridges with cast-to or, more economically, with castable waxing sleeve
- Can also be used to mill customized bar constructions

For implant Ø

D 3.4

Friident MP Lab Set Bridge with Castable Waxing Sleeve

Scale 1.2:1



Ø

D 3.4

Order no. 46 - 9530

Friident Castable Waxing Sleeve²¹



D 3.4

45 - 4330

Castable Waxing Sleeve:

Prior to bridge delivery, the contact surface between crown and abutment and the screw and screw seat are smoothed using the Friident Finishers (page 92).

For implant Ø

D 3.8 D 4.5 D 5.5

Scale 1.2:1



Ø

D 3.8

Order no. 46 - 9540



D 3.8

45 - 4340

Friident MP Screw for Castable Sleeve⁴

Scale 1.2:1



Ø

D 3.4 - D 5.5

Order no. 46 - 4300

For implant Ø

D 4.5 D 5.5

Scale 1.2:1



Ø

D 4.5

Order no. 46 - 9550



D 4.5

45 - 4350

INSTRUMENTS

Placement of MP Screw for Castable Sleeve:

Friident Hex Driver 1.22 mm or Friident Slot Screwdriver 2.0 mm (page 89)

For implant Ø

D 5.5

Scale 1.2:1



Ø

D 5.5

Order no. 46 - 9560



D 5.5

45 - 4360

Friident MP Lab Set Bridge with Cast-to Waxing Sleeve

Scale 1.2:1

For implant Ø

Ø **D 3.4**

Order no.	46 - 9930
-----------	-----------

Friident Cast-to Waxing Sleeve^{20/8}

Scale 1.2:1

Ø **D 3.4**

Order no.	45 - 4630
-----------	-----------

Friident MP Lab Set Bridge with Cast-to Waxing Sleeve
Content: Cast-to Waxing Sleeve, MP Screw for Castable Sleeve

- Friident MP Lab Sets Bridge**
- For simple and accurate fabrication of bridges with cast-to or, more economically, with castable waxing sleeve
 - Can also be used to mill customized bar constructions

Cast-to Waxing Sleeve:
 Smoothing with finishers is not necessary.

Scale 1.2:1

For implant Ø

Ø **D 3.8**

Order no.	46 - 9940
-----------	-----------

Scale 1.2:1

Ø **D 3.8**

Order no.	45 - 4640
-----------	-----------

Scale 1.2:1

For implant Ø

Ø **D 4.5**

Order no.	46 - 9950
-----------	-----------

Scale 1.2:1

Ø **D 4.5**

Order no.	45 - 4650
-----------	-----------

Friident MP Screw for Castable Sleeve⁴

Scale 1.2:1

Ø **D 3.4 - D 5.5**

Order no.	46 - 4300
-----------	-----------

Scale 1.2:1

For implant Ø

Ø **D 5.5**

Order no.	46 - 9960
-----------	-----------

Scale 1.2:1

Ø **D 5.5**

Order no.	45 - 4660
-----------	-----------

INSTRUMENTS

Placement of MP Screw for Castable Sleeve:

Friident Hex Driver 1.22 mm or Friident Slot Screwdriver 2.0 mm (page 89)

PassivFit Set, MP Retention Sleeves

Friadent MP Screw for Castable Sleeve⁴

Scale 1.2:1



For implant Ø

Ø D 3.4 - D 5.5

D 3.4

Order no. 46 - 4300

Friadent PassivFit Set²

Scale 1.2:1



Ø D 3.4

Order no. 45 - 4830

Xive MP Retention Sleeve⁴ short



Ø D 3.4

Order no. 46 - 3130

Xive MP Retention Sleeve⁴ long



Ø D 3.4

Order no. 46 - 3230

Xive MP Screw long

Scale 1.2:1



For implant Ø

Ø D 3.4 - D 5.5

D 3.8 D 4.5 D 5.5

Order no. 46 - 4301

Scale 1.2:1



Ø D 3.8

Order no. 45 - 4840



Ø D 3.8

Order no. 46 - 3140



Ø D 3.8

Order no. 46 - 3240

For implant Ø

D 4.5 D 5.5

Scale 1.2:1



Ø D 4.5

Order no. 45 - 4850



Ø D 4.5

Order no. 46 - 3150



Ø D 4.5

Order no. 46 - 3250

For implant Ø

D 5.5

Scale 1.2:1



Ø D 5.5

Order no. 45 - 4860



Ø D 5.5

Order no. 46 - 3160











Ø D 5.5

Order no. 46 - 3260

Bars

SETS AND SINGLE COMPONENTS

For implant Ø	D 3.4	<p>Friident MP Lab Set Gold Bar Coping</p> <p>Scale 1.2:1</p>  <p>Ø D 3.4</p> <p>Order no. 46 - 9630</p>	<p>Friident Gold Bar Coping^o (without screw)</p> <p>Scale 1.2:1</p>  <p>Ø D 3.4</p> <p>Order no. 45 - 4230</p>	<p>Friident MP Lab Set Gold Bar Coping</p> <p>Content: Gold Bar Coping, MP Coping Screw</p> <p>Friident MP Lab Sets Bar</p> <ul style="list-style-type: none"> • For fixing overdentures by bar construction • Simple and standardized procedure with pre-fabricated round bars (see single components) <p>Customized milled bars are fabricated with Castable or Cast-to Waxing Sleeves (page 44/45).</p> <p>Friident Gold Bar Coping</p> <ul style="list-style-type: none"> • Gold alloy for soldering technique
		For implant Ø	D 3.8 D 4.5 D 5.5	<p>Scale 1.2:1</p>  <p>Ø D 3.8</p> <p>Order no. 46 - 9640</p>
For implant Ø	D 4.5 D 5.5	<p>Scale 1.2:1</p>  <p>Ø D 4.5</p> <p>Order no. 46 - 9650</p>	<p>Scale 1.2:1</p>  <p>Ø D 4.5</p> <p>Order no. 45 - 4250</p>	<p>Friident MP Coping Screw⁴</p> <p>Scale 1.2:1</p>  <p>Ø D 3.4 D 4.5 D 5.5</p> <p>Order no. 46 - 4200</p>
For implant Ø	D 5.5	<p>Scale 1.2:1</p>  <p>Ø D 5.5</p> <p>Order no. 46 - 9660</p>	<p>Scale 1.2:1</p>  <p>Ø D 5.5</p> <p>Order no. 45 - 4260</p>	<p>INSTRUMENTS</p> <p>Placement of MP Coping Screw: Friident Hex Driver 1.22 mm or Friident Slot Screwdriver 2.0 mm (page 89)</p> <p>Activating the Bar Clip: Friident Bar Clip Activator (page 92)</p>

Bars

SETS AND SINGLE COMPONENTS

Friident MP Lab Set Titanium Bar Coping

Content: Titanium Bar Coping, MP Coping Screw

Friident MP Lab Sets Bar

- For fixing overdentures by bar construction
- Simple and standardized procedure with pre-fabricated round bars (see single components)

Customized milled bars are fabricated with Castable or Cast-to Waxing Sleeves (page 44/45).

Friident Titanium Bar Coping

- Titanium for laser welding

For implant Ø

D 3.4

Friident MP Lab Set Titanium Bar Coping

Scale 1.2:1



Ø

D 3.4

Order no.

46 - 9637

Friident Titanium Bar Coping² (without screw)



D 3.4

45 - 4231

For implant Ø

D 3.8 D 4.5 D 5.5

Scale 1.2:1



Ø

D 3.8

Order no.

46 - 9647



D 3.8

45 - 4241

Friident MP Coping Screw⁴

Scale 1.2:1



Ø

D 3.4 - D 5.5

Order no.

46 - 4200

For implant Ø

D 4.5 D 5.5

Scale 1.2:1



Ø

D 4.5

Order no.

46 - 9657



D 4.5

45 - 4251

INSTRUMENTS

Placement of MP Coping Screw:

Friident Hex Driver 1.22 mm or Friident Slot Screwdriver 2.0 mm (page 89)

For implant Ø

D 5.5

Scale 1.2:1



Ø

D 5.5

Order no.

46 - 9667



D 5.5

45 - 4261

Activating the Bar Clip:

Friident Bar Clip Activator (page 92)

Friident MP Lab Set Castable Bar Coping

For implant Ø

D 3.4

Scale 1.2:1



Ø

D 3.4

Order no.

46 - 9638

Friident Castable Bar Coping²¹ (without screw)



D 3.4

45 - 4530

Friident MP Lab Set Castable Bar Coping

Content: Castable Bar Coping, MP Coping Screw

Friident MP Lab Sets Bar

- For fixing overdentures by bar construction
- Simple and standardized procedure with pre-fabricated round bars (see single components)

Customized milled bars are fabricated with Castable or Cast-to Waxing Sleeves (page 44/45).

Friident Castable Bar Coping

- Cast-to for customized waxing

For implant Ø

D 3.8 D 4.5 D 5.5

Scale 1.2:1



Ø

D 3.8

Order no.

46 - 9648



D 3.8

45 - 4540

For implant Ø

D 4.5 D 5.5

Scale 1.2:1



Ø

D 4.5

Order no.

46 - 9658



D 4.5

45 - 4550

Friident MP Coping Screw⁴

Scale 1.2:1



Ø

D 3.4 - D 5.5

Order no.

46 - 4200

For implant Ø

D 5.5

Scale 1.2:1



Ø

D 5.5

Order no.

46 - 9668



D 5.5

45 - 4560

INSTRUMENTS

Placement of MP Coping Screw:

Friident Hex Driver 1.22 mm or Friident Slot Screwdriver 2.0 mm (page 89)

Activating the Bar Clip:

Friident Bar Clip Activator (page 92)

Friident Gold Bar round⁹

Reduced scale



50 mm length

Order no.

45 - 4210

Friident Titanium Bar round²



50 mm length

Order no.

45 - 4212

Friident Gold Bar Clip⁹



50 mm length

Order no.

45 - 4215

The Locator® concept



The availability of a simple and secure fixation of an implant-supported prosthesis is a significant success factor for restorations in elderly patients. The Xive Locator makes correct placement of overdentures in the maxilla and mandible much simpler, even for patients with limited mobility, with restricted occlusal volume or in cases with divergent implants.

Xive Locator

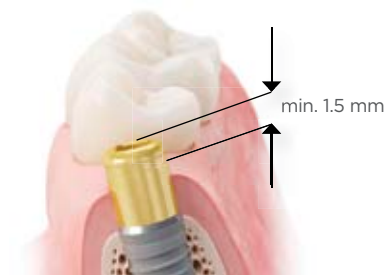
- Overdentures in the edentulous jaw on two implants
- Self-aligning design for easy fixation in the mouth with one click
- Low height to give more room, even under limited space conditions
- Flexible retention for individual determination of prosthesis fixation and balancing of axial divergencies up to 40°

INSTRUMENTS

Insert Locator abutment:

Locator Core Tool 3-piece or Friident Locator Insert for Prosthetic Ratchet (page 92)

To select the suitable Locator abutment, the implant diameter and the thickness of the gingiva must be known. The thickness of the gingiva determines the required gingival height of the abutment. The exact height of the abutment has been selected if the functional region is supragingivally located.



Important note:

The functional area has to be located supragingivally.

Xive Locator Abutment⁴

Scale 1.2:1

For implant Ø

Ø	D 3.4	D 3.4	D 3.4	D 3.4	D 3.4
Gingiva height	GH 1	GH 2	GH 3	GH 4	GH 5
Order no.	26 - 3301	26 - 3302	26 - 3303	26 - 3304	26 - 3305

D 3.4

Scale 1.2:1

For implant Ø

Ø	D 3.8	D 3.8	D 3.8	D 3.8	D 3.8
Gingiva height	GH 1	GH 2	GH 3	GH 4	GH 5
Order no.	26 - 3311	26 - 3312	26 - 3313	26 - 3314	26 - 3315

D 3.8 D 4.5 D 5.5

Scale 1.2:1

For implant Ø

Ø	D 4.5	D 4.5	D 4.5	D 4.5	D 4.5
Gingiva height	GH 1	GH 2	GH 3	GH 4	GH 5
Order no.	26 - 3321	26 - 3322	26 - 3323	26 - 3324	26 - 3325

D 4.5 D 5.5

Scale 1.2:1

For implant Ø

Ø	D 5.5	D 5.5	D 5.5	D 5.5	D 5.5
Gingiva height	GH 1.3	GH 2	GH 3	GH 4	GH 5
Order no.	26 - 3331	26 - 3332	26 - 3333	26 - 3334	26 - 3335

D 5.5

Locator Replacement Male⁴¹ (4 pieces)



Order no.	45 - 3349	45 - 3350	45 - 3351	45 - 3360	45 - 3352	45 - 3353	45 - 3354
-----------	-----------	-----------	-----------	-----------	-----------	-----------	-----------

Locator Impression Coping⁴² (4 pieces)

Scale 1.2:1



Locator Male Processing Package (Contents: 2 pieces each)



Titanium⁴³ Stainless Steel⁴⁴

Locator Female Analog⁴⁵ (4 pieces)



D 4 D 5

Content Locator Male Processing Package:

- 2 x Matrix
- 2 x Block-Out Spacer
- 2 x Replacement Male clear, strong retention
- 2 x Replacement Male pink, light retention
- 2 x Replacement Male blue, extra light retention

Order no.	45 - 3355	45 - 3347	45 - 3348	45 - 3356	45 - 3357
-----------	-----------	-----------	-----------	-----------	-----------

Locator Black Processing Replacement Male⁴⁶ (4 pieces)

Scale 1.2:1



Locator Block-Out Spacer⁴⁷ (20 pieces)



Locator Processing Spacer⁴⁸ (4 pieces)



Locator Abutment Holder Sleeve⁵⁰ (4 pieces)



Order no.	45 - 3358	45 - 3359	45 - 3361	45 - 3341
-----------	-----------	-----------	-----------	-----------

Locator Core Tool⁴⁹ 3-piece with Locator Abutment Holder Sleeve

Reduced scale



Friident Locator Insert for Prosthetic Ratchet⁵



Locator Angle Measurement Guide⁵¹



Locator Parallel Post⁴⁶ (4 pieces)



Order no.	45 - 3340	45 - 3344	45 - 3345	45 - 3346
-----------	-----------	-----------	-----------	-----------

Ball and Socket Attachment

Friident Ball and Socket Attachment

Content: Attachment Insert², Attachment Screw⁴, Attachment Matrix, silicone O-Ring⁴⁷ and white silicone ring⁴⁷

Friident Ball and Socket Attachment

- For fixing overdentures in the mandible
- Simple protocol with option of chairside restoration
- Axial divergencies can be compensated

Friident Attachment Matrix⁹ with white silicone O-Ring⁴⁷

Ø  D 3.4 - D 5.5

Order no. 45 - 3200

Friident Attachment Patrix Analog⁵ universal

Ø  D 3.4 - D 5.5

Order no. 45 - 4105

Friident Attachment Patrix Analog

- For repairing and relining overdentures
- Universal for all diameters

Friident O-Ring⁴⁷

Order no. 45 - 3210

INSTRUMENTS

Placement of Insert:

Friident Seating Instrument for Attachment Insert and MP Insert (page 91)

Fixation of Attachment Screw:

Friident Hex Driver 1.22 mm (page 89)

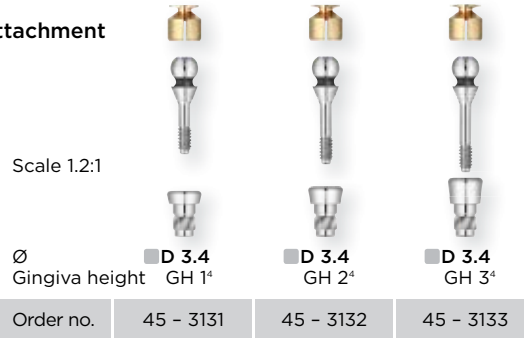
Activating/Deactivating the Attachment Matrix:

Friident Activator/Deactivator for Ball and Socket Attachment (page 91)

Friident Ball and Socket Attachment


For implant Ø

D 3.4




For implant Ø

D 3.8 D 4.5 D 5.5



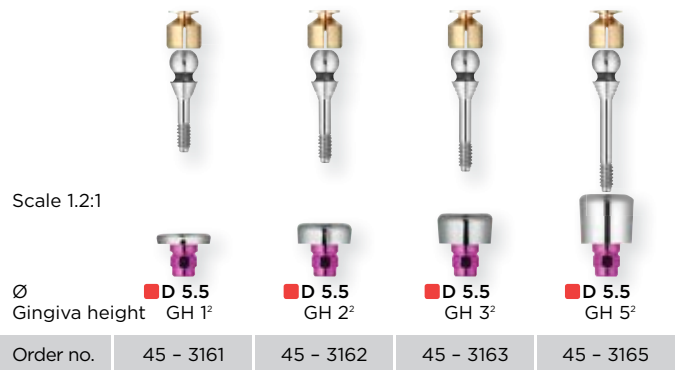
For implant Ø

D 4.5 D 5.5



For implant Ø

D 5.5






Patient-specific prosthetics

Xive TitaniumBase⁴ with Screw

For implant Ø



Ø	 D 3.8	 D 4.5	 D 5.5
Order no.	27 - 9040	27 - 9050	27 - 9060




Xive TitaniumBase

- For fabricating ceramic-abutments with titanium core and customized design
- Titanium bonding base with prefabricated implant-abutment connection
- Two flattened sides prevent rotation

Xive ScanBase²⁴ with Screw

For implant Ø



Scale 1.2:1	 D 3.8	 D 4.5	 D 5.5
Order no.	27 - 9140	27 - 9150	27 - 9160

Xive ScanBase

- For scanning the abutment geometry
- Same design as TitaniumBase, made of plastic, dispenses with use of scan spray or powder
- Can be used with all conventional dental scanners

Friident Screw for EstheticBase⁴

Scale 1.2:1

Ø D 3.4 - D 5.5

Order no. 46 - 4305

Atlantis[®]

Atlantis abutments and suprastructures for Xive

On Xive S in addition to prosthetic solutions for missing individual teeth or rows of teeth, it is possible to select single-part, patient-specific CAD/CAM abutments for the restoration of Xive implants. This adds to your flexibility and the esthetic and functional results.

Atlantis abutments support cement-retained and single-tooth, screw-retained restorations, in biocompatible materials including titanium, gold-shaded titanium and zirconia.

Atlantis offers freedom in designing patient-specific solutions for restoring partially and fully edentulous arches. The implant suprastructure is attached to two or more implants and the solutions include options for both fixed and removable prostheses, using a wide range of attachment components. Suprastructures are available in one of two materials: titanium or cobalt-chrome*, and can be ordered with a high-gloss surface.

For further information please contact your local Dentsply Sirona Implants representative.



*Atlantis 2in1 is only available in titanium

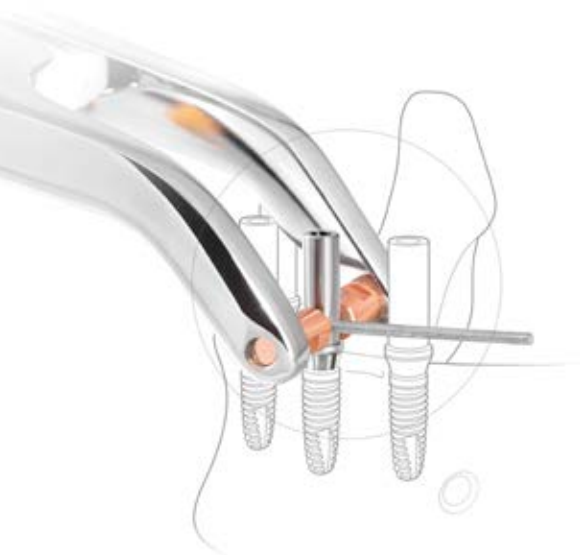
Atlantis patient-specific abutments for Xive

- A choice of anatomical emergence profiles for excellent function and esthetics
- Margins designed and placed at an ideal level for easy and safe removal of excess cement
- Comprehensive warranty program

Atlantis suprastructures for Xive

- Wide flexibility in therapy and design for partially and fully edentulous patients
- Precision providing tension-free fit
- Available in titanium and cobalt-chrome

The WeldOne® concept



Temporary restorations on implant level

With the help of the WeldOne Welding Unit and special welding components, a titanium wire is permanently connected to the abutment with precisely the correct force to achieve an optimum weld. An electric current leads to fusion of the titanium material in the contact points between the titanium wire and the abutment in milliseconds.

The permanent joint between the titanium wire and the abutment enables an immediate and stable titanium framework to be made which will provide the optimum support for temporary or durable restorations. This concept is exclusively designed for dental implants made by Dentsply Sirona Implants.

Please note: Precondition to purchase a WeldOne Welding Unit is the participation on special training courses. For more information and course offers please contact your local representative.

Xive Temporary Welding Abutment

- Fabrication of an intraorally or extraorally welded titanium framework for immediate temporary restorations on Xive Implants.

Friadent Screw for EstheticBase⁴

∅ D 3.4 - D 5.5

Order no.	46 - 4305
-----------	-----------

Xive Temporary Welding Abutment³ with Screw for EstheticBase⁴

Scale 1.2:1

∅ D 3.4 D 3.8 D 4.5

Order no.	46 - 1231	46 - 1241	46 - 1251
-----------	-----------	-----------	-----------

Restorations on abutment level

Xive MP Welding Sleeve

- Fabrication of an intraorally or extraorally welded titanium framework for immediate and late restorations on MP Abutments.

Abutment Screw for Welding Sleeve⁴

Order no.	46 - 1616
-----------	-----------

Xive MP Welding Sleeve³ with Abutment Screw for Welding Sleeve⁴

Scale 1.2:1

∅ D 3.4 - D 3.8 D 4.5 D 3.4 - D 5.5

Order no.	45 - 4741	45 - 4751	46 - 4300
-----------	-----------	-----------	-----------

Friadent MP Screw for Castable Sleeve⁴

INSTRUMENTS

Screwing in abutment screw:

Friadent Hex Driver short / long (page 89)

Please note: The Xive MP Welding Sleeve can be shortened. If, in such cases, the Xive MP Retaining Screw for Welding Sleeve is too long, the Friadent MP Screw for castable sleeve can be used.

Friident Titanium Wire (10 pieces)

Reduced scale



D 1.2 / L 100
Grade 2

D 1.5 / L 150
Grade 2

D 2.0 / L 150
Grade 2

Order no.	47 - 3012	47 - 3013	47 - 3014
-----------	-----------	-----------	-----------

Fabrication of an intraorally or extra-orally welded titanium framework for prosthetic restorations on implants from Dentsply Sirona Implants in conjunction with the abutments designed for that purpose.

Selection of the thickness of the titanium wire according to the application:

- D 1.2 mm for additional retention
- D 1.5 mm for inter-implant distances of up to 8 mm
- D 2.0 mm for inter-implant distances of between 8 mm and 15 mm

WeldOne Welding Unit



Reduced scale

Order no.	47 - 4710
-----------	-----------

WeldOne Unit

- WeldOne is an electric resistance spot welding unit designed for the intraoral and extraoral welding technique in dental implantology.
- The welding unit is intended for welding titanium wires to abutments on dental implants made by Dentsply Sirona Implants directly inside the oral cavity of the patient.



Sharp Curver
bends the bar into more acute angles for single abutments.



Soft Curver
bends the titanium bar along the curve of the arch.



Holder
grasps and holds the titanium bar firmly in place during the welding process.

Cutter with tungsten carbide inserts
easily and efficiently cuts off excess material.



It is recommended to use the following custom-built tools manufactured by USTOMED. This handful of simple tools allows you to create a titanium framework with a few simple steps. To get detailed information, please contact USTOMED directly:
www.ustomed.de



Impression taking

Xive TG Impression Copings

- For transferring the transgingival implant position to the master model
- Available for PickUp (open tray) and transfer technique
- Transfer Impression Coping short for making impressions with an existing overdenture

If, in cases of implant divergencies, a transfer of the head square is not required, the Friadent MP Transfer Impression Coping D 3.8 is used (page 32). This impression coping is compatible with all diameters of Xive TG.

INSTRUMENTS

Fixation of TG PickUp Guide Pin:

Friadent Hex Driver 1.22 mm or
Friadent Slot Screwdriver 2.0 mm
(page 89)

Xive TG PickUp Impression Coping² with PickUp Guide Pin



Scale 1.2:1

Ø D 3.4 - D 4.5

Order no. 25 - 1805

Xive TG PickUp Guide Pin⁴



Ø D 3.4 - D 4.5

Order no. 25 - 1701

Xive TG Transfer Impression Coping²



Scale 1.2:1

Ø D 3.4 - D 4.5

Order no. 25 - 1600

Xive TG Transfer Impression Coping (short)²



Ø D 3.4 - D 4.5

Order no. 25 - 1605

Implant analogs

Xive TG Implant Analog / Soldering Analog

- For retaining the prosthetic components on the master model as well as for securing the framework in the soldering base

Xive TG Implant Analog/ Soldering Analog⁵



Scale 1.2:1

Ø D 3.4 - D 4.5

Order no. 25 - 4010

Xive TG Lab Set Implant Analog/ Soldering Analog^{4,6} Bridge



Ø D 3.4 - D 4.5

TG Implant-Soldering Analog with TG Abutment Screw

Order no. 25 - 4105

Xive TG Lab Set Soldering Analog Bar^{4,6}



Ø D 3.4 - D 4.5

Implant-Soldering Analog with TG Coping Screw

Order no. 25 - 4106

Bridges

Xive TG Castable Waxing Sleeve²¹ with TG Abutment Screw

Scale 1.2:1



∅ ■ ■ ■ D 3.4 - D 4.5

Order no. 25 - 4245

Xive TG Cast-to Waxing Sleeve^{20/8} with TG Abutment Screw



∅ ■ ■ ■ D 3.4 - D 4.5

Order no. 25 - 4246

Xive TG Bridge Components

- For simple and accurate fabrication of bridges with cast-to or, more economically, with castable waxing sleeve
- Can also be used to mill customized bar constructions

INSTRUMENTS

Placement of TG Abutment Screw for Xive TG Abutment and AuroBase:

Friadent Hex Driver 1.22 mm or
Friadent Slot Screwdriver 2.0 mm
(page 89)

Xive® TG Abutment

Xive TG Abutment² straight / A 0 with TG Abutment Screw

Scale 1.2:1



∅ ■ ■ ■ D 3.4 - D 4.5

Order no. 25 - 4500

Xive TG Abutment² angled / A 15 with TG Abutment Screw



∅ ■ ■ ■ D 3.4 - D 4.5

Order no. 25 - 4510

Xive TG Abutment

- For fabrication of single-tooth crowns and bridges
- Available straight and angled
- Customizable by grinding
- Horizontally screw-retained

Horizontal Screw

All Xive TG Abutments are provided with a horizontal thread (M 1.4). An additional horizontal or transverse screw is necessary for horizontally screw-retained crowns (page 36).

We recommend the use of special titanium drills (Gebr. Brasseler, Lemgo or Jota, Düsseldorf) for preparing the abutments.

Xive® TG AuroBase Abutment

Xive TG AuroBase^{20/8} with TG Abutment Screw

Scale 1.2:1



∅ ■ ■ ■ D 3.4 - D 4.5

Order no. 25 - 4520

Xive TG AuroBase

- For customized shaping of crowns and bridge abutments
- For compensation of axial divergences

Xive TG Abutment Screw⁴

Scale 1.2:1



∅ ■ ■ ■ D 3.4 - D 4.5

Order no. 25 - 4300

Bar

Xive TG Bar Components

- For fixing overdentures by bar construction
- Simple and standardized procedure with pre-fabricated round bars (see single components)

Friadent Bar Copings

- Gold alloy for soldering technique
- Titanium for laser welding
- Cast-to for customized waxing

Customized milled bars are fabricated with castable TG crown bases (page 57)

INSTRUMENTS

Placement of TG Coping Screw:

Friadent Hex Driver 1.22 mm
or Friadent Slot Screwdriver 2.0 mm
(page 89)

Activating the Bar Clip:

Friadent Bar Clip Activator (page 92)

Xive TG Coping Screw⁴

Scale 1.2:1



Order no.	25 - 4200
-----------	-----------

Xive TG Gold Bar Coping⁹ with TG Coping Screw

Scale 1.2:1



Ø D 3.4 - D 4.5

Order no.	25 - 4240
-----------	-----------

Xive TG Titanium Bar Coping² with TG Coping Screw

Xive TG Castable Bar Coping²¹ with TG Coping Screw



Ø D 3.4 - D 4.5

Order no.	25 - 4241
-----------	-----------

Ø D 3.4 - D 4.5

Order no.	25 - 4242
-----------	-----------

Friadent Gold Bar round⁹

Reduced scale



50 mm length

Order no.	45 - 4210
-----------	-----------

Friadent Titanium Bar round²



50 mm length

Order no.	45 - 4212
-----------	-----------

Friadent Gold Bar Clip⁹



50 mm length

Order no.	45 - 4215
-----------	-----------

Xive® TG Attachment

Xive TG Attachment^{2/4}



Scale 1.2:1

∅ D 3.4 - D 4.5

Order no.	25 - 4401
-----------	-----------

Xive TG Attachment

- For fixing overdentures in the mandible
- Simple protocol with option of chairside restoration
- Axial divergencies can be compensated

Xive TG Attachment Patrx, two-piece

Order no.	25 - 4406
-----------	-----------

Xive TG Attachment Matrix

Order no.	25 - 4411
-----------	-----------

Atlantis®

Atlantis Suprastructures for Xive

On Xive TG, Atlantis offers freedom to design patient-specific solutions for restoring partially and fully edentulous arches. The implant suprastructure is attached to two or more implants and the solutions include options for both fixed and removable prostheses, using a wide range of attachment components. Suprastructures are available in one of two materials: titanium or cobalt-chrome*, and can be ordered with a high-gloss surface.

For further information please contact your local Dentsply Sirona Implants representative.



Atlantis suprastructures for Xive

- Wide flexibility in therapy and design for partially and fully edentulous patients
- Precision providing tension-free fit
- Available in titanium and cobalt-chrome

*Atlantis 2in1 is only available in titanium


Friident® Select

Friident Select Try-in Abutment

- Determination of oro-vestibular and mesio-distal implant position and of the distance to the adjacent teeth
- Determination of gingival height, angulation and position of the horizontal screw (GH 2) for all Friident and Xive abutments

Friident Select Try-in Abutment² / A 0 (straight)


Scale 1.2:1



Ø	D 3.0	D 3.4	D 3.8	D 4.5	D 5.5
Order no.	45 - 2119	45 - 2120	45 - 2121	45 - 2122	45 - 2123

Friident Select Try-in Abutment² / A 15 (angled 15°)

Scale 1.2:1



Ø	D 3.0	D 3.4	D 3.8
Order no.	45 - 2219	45 - 2220	45 - 2221

Friident Select Try-in Abutment² A 0 straight Multi-Pack (3 pieces)

Ø	D 3.4	D 3.8	D 4.5	D 5.5
Order no.	45 - 2193	45 - 2194	45 - 2195	45 - 2196

Friident Select Try-in Abutment² A 15 angled Multi-Pack (3 pieces)


Ø	D 3.4	D 3.8
Order no.	45 - 2293	45 - 2294

Friident Select Sleeve

- Exact transfer of the pre-prosthetic planning to the clinical situation

Khoury Drill Guide Pin²


Scale 1.2:1



Order no.	91 - 4502
-----------	-----------

Friident Select Sleeve² by Prof. Dr. Fouad Khoury without pin

Scale 1.2:1



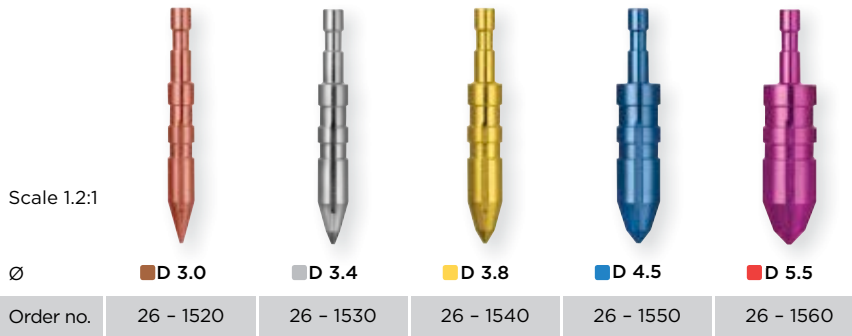
Ø	D 3.0	D 3.4	D 3.8	D 4.5	D 5.5
Order no.	45 - 5025	45 - 5035	45 - 5045	45 - 5055	45 - 5065

Planning components

Xive Select Try-in Implant²

Xive Select Try-in Implants

- Intra-operative check of implant position, implant axis, congruency between implant and bone crest and peri-implant soft tissue level



Xive Depth Gauge²

D 2.0



Others

Friudent Radiographic Balls for Pre-surgical Planning⁶



∅ 5 mm, 12 pieces

Order no.	49 - 1211
-----------	-----------

Xive Radiographic Template

Xive S
(subgingival)

Order no.	26 - 9020
-----------	-----------

Xive TG
(transgingival)

Order no.	25 - 5206
-----------	-----------

Surgical instruments



Xive Drill Module (empty)

	■ D 3.0	■ D 3.4	■ D 3.8	■ D 4.5	■ D 5.5
Order no.	26 - 7025	26 - 7035	26 - 7045	26 - 7055	26 - 7065

Xive Tool Module (empty)

Order no.	26 - 7200
-----------	-----------

Xive Module Tray Insert

Order no.	26 - 7170
-----------	-----------








Xive Surgical Kit Tray (empty)

Order no.	26 - 7010
-----------	-----------

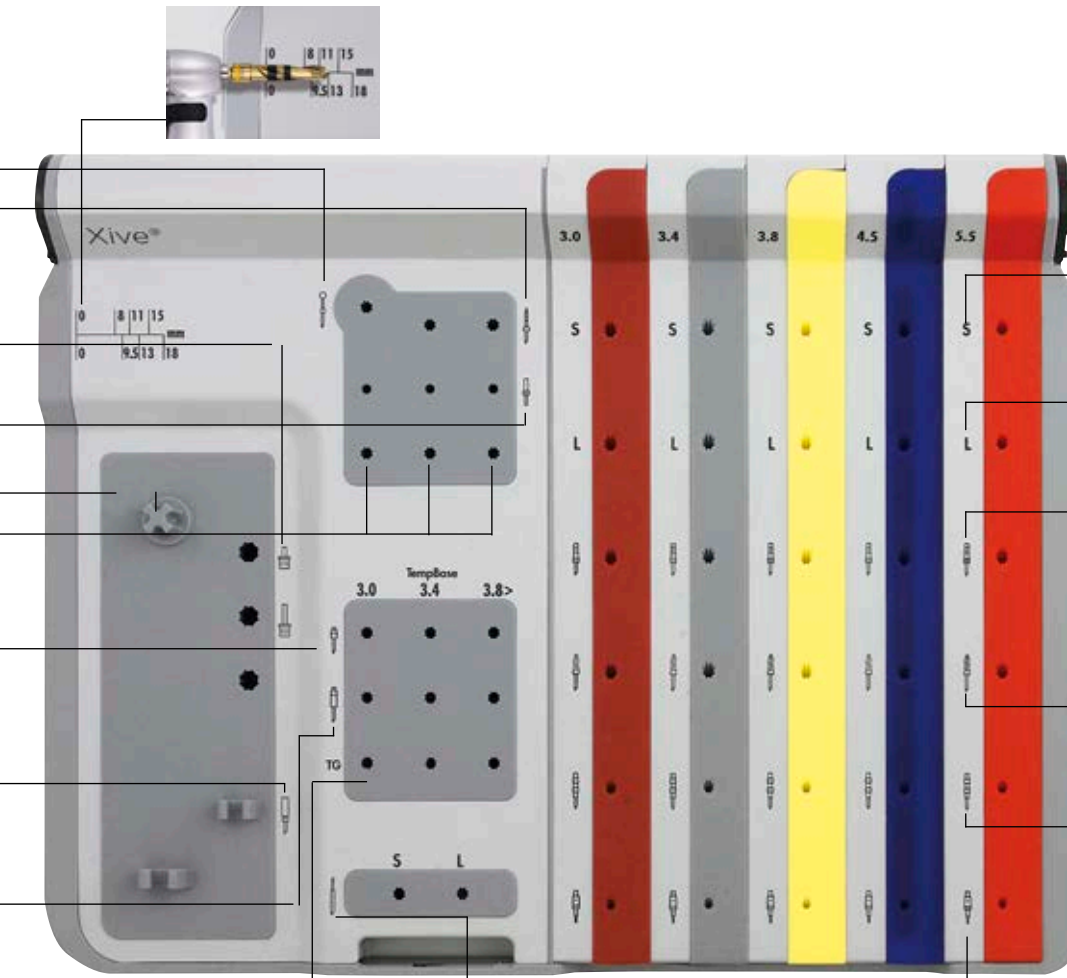
Xive Surgical Kit Tray GS (empty)

Order no.	26 - 5010
-----------	-----------

Surgical kits

 Xive Round Drill D 3.0 */** Order no. 26 - 1710	 Xive Twist Drill D 2.0 / S */** Order no. 26 - 1715 Xive Twist Drill D 2.0 / L * Order no. 26 - 1718
 Xive Ratchet Insert for Instruments */** Order no. 26 - 6120 and 2 open slots	 3 Friadent Paralleling Pins D 2.0 / D 3.0 */** Order no. 45 - 5106
Xive Ratchet */** Order no. 45 - 6020	3 open slots
 Xive Implant Driver D 3.0 / S */** Order no. 26 - 6030	
Xive Implant Driver for Implant and TempBase D 3.4 / S */** Order no. 26 - 6040	
Xive Implant Driver D 3.8 - D 5.5 / S ** Order no. 26 - 6050	
 Xive Implant Driver D 3.0 / L * Order no. 26 - 6035	 Xive Extension Instrument */** Order no. 26 - 6130
Xive Implant Driver for Implant and TempBase D 3.4 / L * Order no. 26 - 6045	
Xive Implant Driver D 3.8 - D 5.5 / L Order no. 26 - 6055	

Surgical instruments



- S Xive Twist Drill**
 D 3.0 / S Order no. 26 - 1725 */**
 D 3.4 / S Order no. 26 - 1735 **
 D 3.8 / S Order no. 26 - 1745 **
 D 4.5 / S Order no. 26 - 1755
 D 5.5 / S Order no. 26 - 1765

- L Xive Twist Drill**
 D 3.0 / L Order no. 26 - 1728*
 D 3.4 / L Order no. 26 - 1738
 D 3.8 / L Order no. 26 - 1748
 D 4.5 / L Order no. 26 - 1758
 D 5.5 / L Order no. 26 - 1768

- Xive Twist Drill Crestal**
 D 3.0 Order no. 26 - 1720 */**
 D 3.4 Order no. 26 - 1730 **
 D 3.8 Order no. 26 - 1740 **
 D 4.5 Order no. 26 - 1750
 D 5.5 Order no. 26 - 1760

- Xive Tap**
 D 3.0 Order no. 26 - 1122 */**
 D 3.4 Order no. 26 - 1132 **
 D 3.8 Order no. 26 - 1142 **
 D 4.5 Order no. 26 - 1152
 D 5.5 Order no. 26 - 1162

- Xive Select Try-in Implant**
 D 3.0 Order no. 26 - 1520 *
 D 3.4 Order no. 26 - 1530
 D 3.8 Order no. 26 - 1540
 D 4.5 Order no. 26 - 1550
 D 5.5 Order no. 26 - 1560

Xive TG Implant Driver
 Order no. 25 - 6010 **
 and 2 open slots

Xive Hex Driver
 0.9 mm / S
 Order no. 26 - 6190 */**
Xive Hex Driver
 0.9 mm / L
 Order no. 26 - 6195 *

Friadent Select Try-in Abutment
 D 3.0 / A 0 (straight) Order no. 45 - 2119 *
 D 3.4 / A 0 (straight) Order no. 45 - 2120
 D 3.8 / A 0 (straight) Order no. 45 - 2121
 D 4.5 / A 0 (straight) Order no. 45 - 2122
 D 5.5 / A 0 (straight) Order no. 45 - 2123

* Included in Xive Surgical Kit D 3.0 / S + L

** Included in Xive Surgical Kit D 3.0 - D 3.8 / S

All instruments are included in the Xive Surgical Kit
 D 3.0 - D 5.5 / S + L

Washtray

The Washtray allows for machine cleaning, disinfection and subsequent steam sterilization of instruments.

- One tray for all steps of reprocessing: enhances time- and cost-efficiency
- Instruments are fixed and organized from chairside through all steps of reprocessing and back to chairside
- The removable overlay has a layout very similar to the existing plastic surgical kits which offers easy orientation and intuitive handling during surgery
- Sterilization container for simple, quick and safe handling can be ordered separately

Cleaning and sterilization

The overlay must be separated from the washtray before cleaning and re-assembled prior sterilization.

Please note Dentsply Sirona Implants Instruction for Sterilization and Instrument Care are need to be considered before use.

Xive Washtray (Including metal tray and overlay)

Reduced scale



Order no. 3226 7800

Xive Washtray Sterilization Container (Including 2 reusable Filter for Washtray Sterilization Container)



Order no. 3226 7802

Xive Washtray Overlay

Reduced scale



Order no. 3226 7801

Reusable Filter for Washtray Sterilization Container (2 pcs.)



Order no. 3107 1003

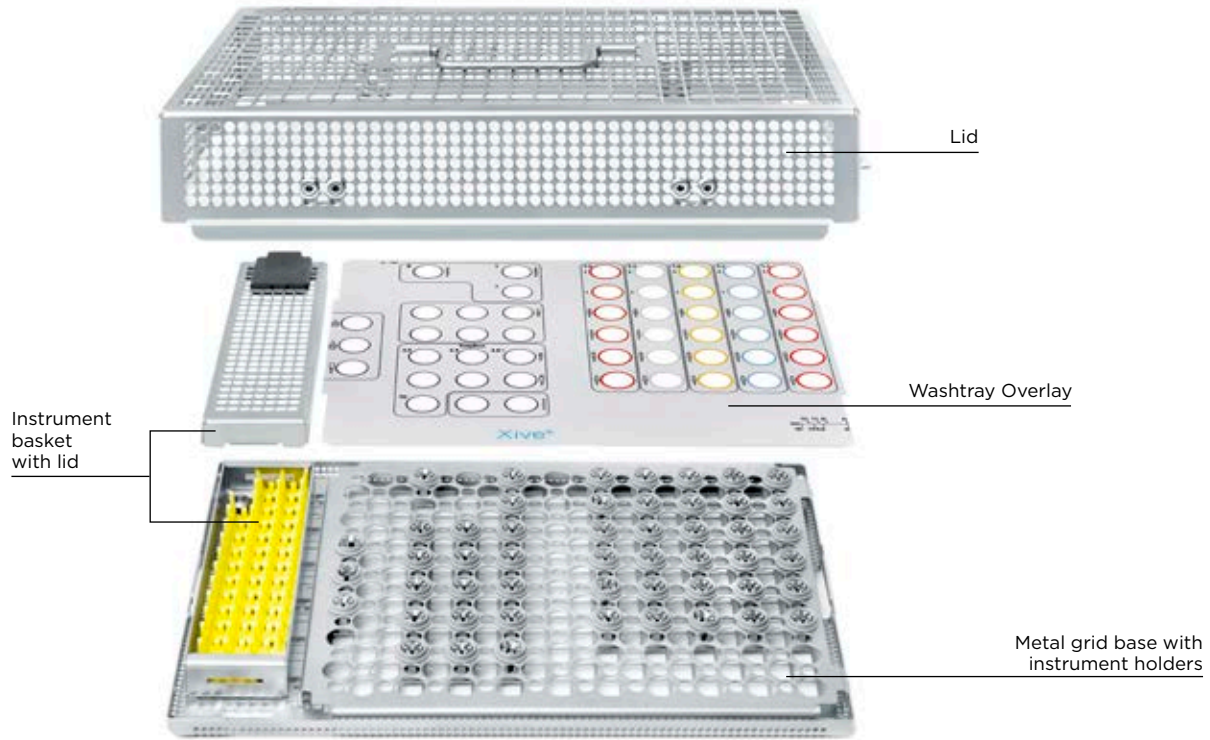
Instrument Holder for ISO shank (5 pcs.)

Order no. 3107 1004

Instrument Holder for Ratchet Insert (5 pcs.)

Order no. 3107 1006

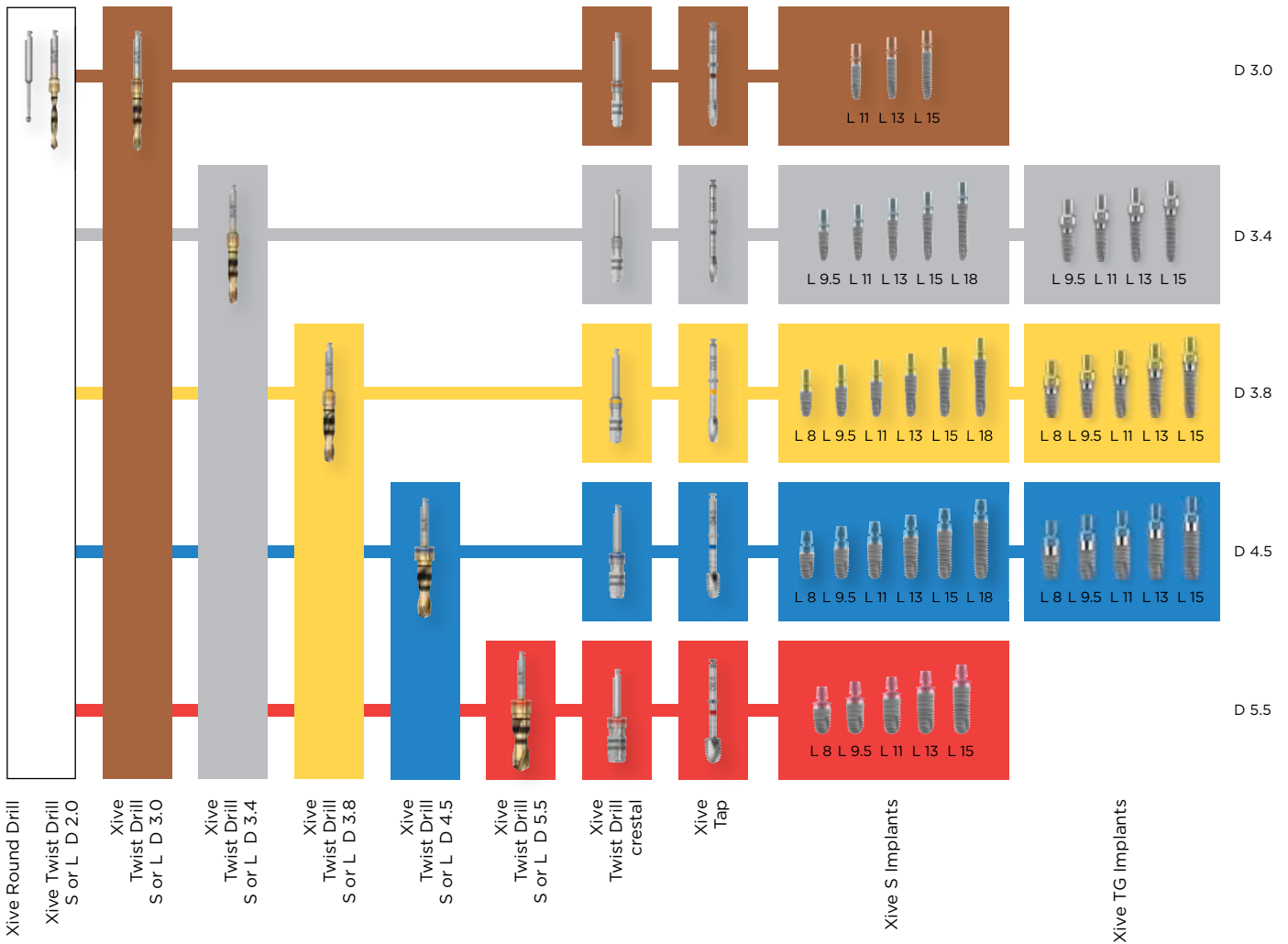
Surgical instruments



The Xive® surgical procedure

Preparation of the implant site is the first step towards optimal stability. With Xive, you can modify the surgical protocol during preparation depending on the bone quality. The depth

of the final crestal drilling and, in bone class D I, additional tapping will allow you to control the degree of bone condensation and with it the torques achieved during placement.



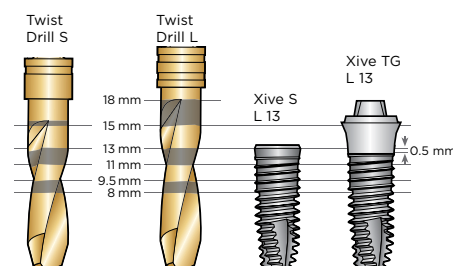
Pilot hole: Xive D 2.0 Twist Drill

Xive Twist Drills and Twist Drills crestal are used up to max. 1500 rpm. During the preparation make sure drills are adequately irrigated internally and externally. Optimum flow volume is guaranteed if separate sources are used for internal and external irrigation.

Marking: Xive Round Drill

Preparation of the implant site: Xive Twist Drill

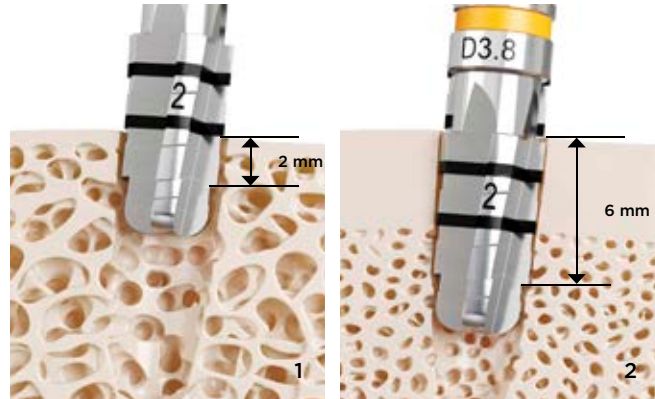
Starting with D 3.0 and increasing in diameter until the final implant diameter is reached.



Surgical instruments

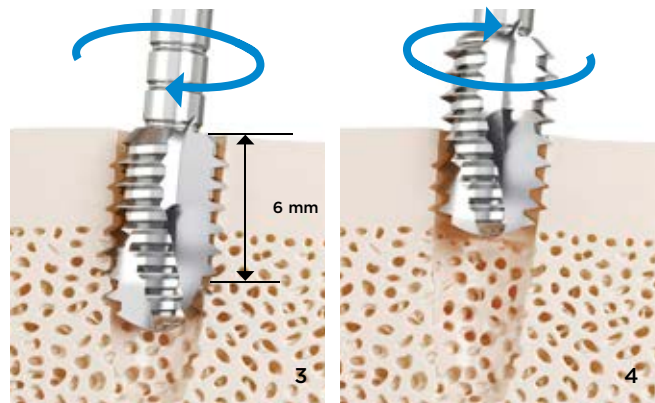
1-2 | Crestal preparation to achieve the internal condensation effect: Xive Twist Drill crestal

The crestal drilling varies between 2 and 6 mm based on the bone quality. Thus, an optimal primary stability of the implant in all types of bone is achieved.



3-4 | If required, pre-tapping the implant thread:

In very cortical bone, pre-tapping of the implant site at 15 rpm is required in the crestal area after the initial 6 mm deep preparation. The Xive Tap can be used to reduce the crestal torque achieved during insertion of implants.



Option: Xive BoneCondenser

In cases of poor bone quality, Xive BoneCondensers can be used for lateral and apical implant site condensation.

This improvement of bone quality and quantity enhances primary implant stabilization.



Xive® Single-patient drills

Xive Single-patient Drills

- Twist drills for implant site preparation up to the planned implant diameter in one patient

Continuing procedure:

The Xive crestal twist drill (page 72) must be used in addition after reaching the required diameter.

In cortical bone (D I) the tap (page 72) must also be used.

The instruments for insertion and restoration of the implants are shown on page 77/78.

Xive Single-Patient Drills - Single Articles (sterile)



Scale 1:1

∅	 D 2.0	 D 3.0	 D 3.4
Length	L 8 - L 15	L 8 - L 15	L 8 - L 15

Order no.	26 - 1015	26 - 1025	26 - 1035
-----------	-----------	-----------	-----------



Scale 1:1

∅	 D 3.8	 D 4.5	 D 5.5
Length	L 8 - L 15	L 8 - L 15	L 8 - L 15

Order no.	26 - 1045	26 - 1055	26 - 1065
-----------	-----------	-----------	-----------

Surgical instruments

Xive® drills for multiple use

Xive Round Drill® (sterile)



Scale 1:1

Order no.	26 - 1710
-----------	-----------

Xive Twist Drill S® (short) for implant lengths 8-15 mm (sterile)



Scale 1:1

∅	□ D 2.0	■ D 3.0	■ D 3.4	■ D 3.8	■ D 4.5	■ D 5.5
Length	L 8 - L 15	L 8 - L 15	L 8 - L 15	L 8 - L 15	L 8 - L 15	L 8 - L 15

Order no.	26 - 1715	26 - 1725	26 - 1735	26 - 1745	26 - 1755	26 - 1765
-----------	-----------	-----------	-----------	-----------	-----------	-----------

Xive Twist Drill L® (long) for implant lengths 8-18 mm (sterile)



Scale 1:1

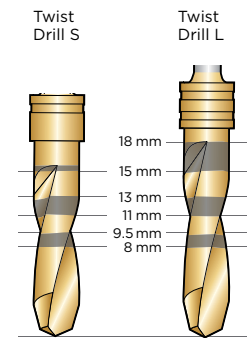
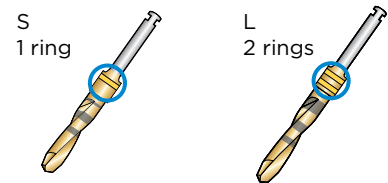
∅	□ D 2.0	■ D 3.0	■ D 3.4	■ D 3.8	■ D 4.5	■ D 5.5
Length	L 8 - L 18	L 8 - L 18	L 8 - L 18	L 8 - L 18	L 8 - L 18	L 8 - L 18

Order no.	26 - 1718	26 - 1728	26 - 1738	26 - 1748	26 - 1758	26 - 1768
-----------	-----------	-----------	-----------	-----------	-----------	-----------

Xive Twist Drill S and L

- For implant site preparation up to the planned implant diameter
- Without internal irrigation
- Adaptation of the Xive Twist Drills to the planned implant length with depth stops (page 73/74)

The Xive Twist Drills S and L are provided with color-coded marking rings for clear distinction.



Please note:


Cutting instruments should generally be replaced after 10 cycles of use. Blunt or damaged instruments must be replaced immediately.

Xive® drills for multiple use

Xive Twist Drill crestal

- For crestal implant site preparation according to the bone quality once the planned implant diameter has been reached
- The Twist Drill crestal always has to be used

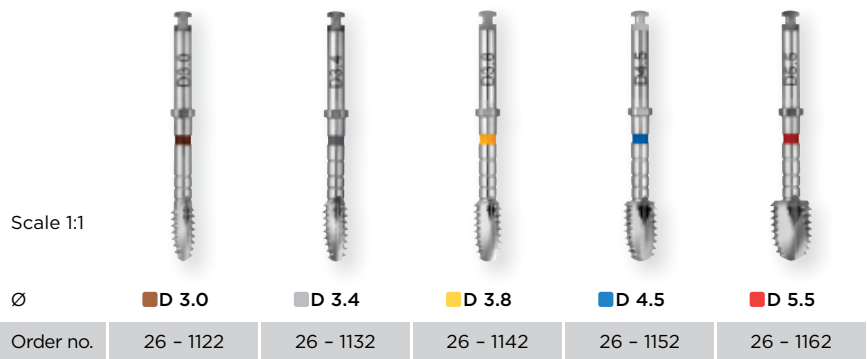
Xive Twist Drill crestal⁶ (sterile)



Xive Tap

- For pre-tapping of the implant threads in cortical bone (D I)

Xive Tap⁶



Continuing procedure:

The instruments for insertion and restoration of the implants are shown on page 77/78.

Please note:

Cutting instruments should generally be replaced after 10 cycles of use. Blunt or damaged instruments must be replaced immediately.

Surgical instruments

Xive® depth stops for twist drills SETS

Xive Expert Security Kit / S+L

All depth stops required for using the universal Xive twist drills, lengths S (short) and L (long).

Xive Standard Security Kit / S

All depth stops required for using the universal Xive twist drills, lengths S (short).

Order no.	26 - 1200	26 - 1205
-----------	-----------	-----------

Xive Depth Stops

- Safe implant site preparation by adaptation of the universal Xive twist drills (multiple use) to the planned implant diameter

The Xive Depth Stops S and L are provided with color-coded marking rings for clear distinction.



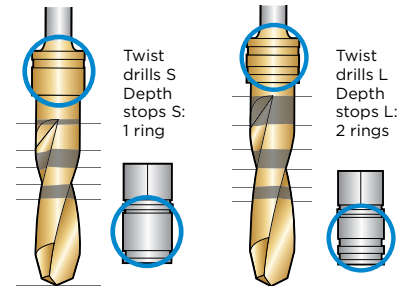
Xive® depth stops for twist drills SINGLE ARTICLES

Xive Depth Stop S* (short)

Scale 1:1					
Ø	D 2.0 - D 3.0	D 2.0 - D 3.0	D 2.0 - D 3.0	D 2.0 - D 3.0	D 2.0 - D 3.0
Length	L 8	L 9.5	L 11	L 13	L 15
Order no.	26 - 1210	26 - 1211	26 - 1212	26 - 1213	26 - 1215

Scale 1:1					
Ø	D 3.4 - D 3.8	D 3.4 - D 3.8	D 3.4 - D 3.8	D 3.4 - D 3.8	D 3.4 - D 3.8
Length	L 8	L 9.5	L 11	L 13	L 15
Order no.	26 - 1230	26 - 1231	26 - 1232	26 - 1233	26 - 1235

Scale 1:1					
Ø	D 4.5 - D 5.5	D 4.5 - D 5.5	D 4.5 - D 5.5	D 4.5 - D 5.5	D 4.5 - D 5.5
Length	L 8	L 9.5	L 11	L 13	L 15
Order no.	26 - 1250	26 - 1251	26 - 1252	26 - 1253	26 - 1255



INSTRUMENTS

No instruments are required for placing and removing the Xive depth stops.

Xive® depth stops for twist drills

SINGLE ARTICLES







INSTRUMENTS

No instruments are required for placing and removing the Xive depth stops.

Xive Depth Stop L⁶ (long)









Scale 1:1

						
Ø	D 2.0 - D 3.0	D 2.0 - D 3.0	D 2.0 - D 3.0	D 2.0 - D 3.0	D 2.0 - D 3.0	D 2.0 - D 3.0
Length	L 8	L 9.5	L 11	L 13	L 15	L 18
Order no.	26 - 1310	26 - 1311	26 - 1312	26 - 1313	26 - 1315	26 - 1318









Scale 1:1

						
Ø	D 3.4 - D 3.8	D 3.4 - D 3.8	D 3.4 - D 3.8	D 3.4 - D 3.8	D 3.4 - D 3.8	D 3.4 - D 3.8
Length	L 8	L 9.5	L 11	L 13	L 15	L 18
Order no.	26 - 1330	26 - 1331	26 - 1332	26 - 1333	26 - 1335	26 - 1338



Scale 1:1

						
Ø	D 4.5 - D 5.5	D 4.5 - D 5.5	D 4.5 - D 5.5	D 4.5 - D 5.5	D 4.5 - D 5.5	D 4.5 - D 5.5
Length	L 8	L 9.5	L 11	L 13	L 15	L 18
Order no.	26 - 1350	26 - 1351	26 - 1352	26 - 1353	26 - 1355	26 - 1358

Xive Security Kit Tray (empty)

Order no.	26 - 1390
-----------	-----------

Surgical instruments

Xive® BoneCondenser SETS AND SINGLE ARTICLES

Xive BoneCondenser, straight^{25/6}



Reduced scale

∅ □ D 2.0 ■ D 3.0 ■ D 3.4 ■ D 3.8 ■ D 4.5 ■ D 5.5


Order no.	26 - 1610	26 - 1620	26 - 1630	26 - 1640	26 - 1650	26 - 1660
-----------	-----------	-----------	-----------	-----------	-----------	-----------

Xive BoneCondenser

- For lateral and apical bone condensing in reduced bone quality
- For improving bone quality and quantity with increased primary stability of implants
- Universal length with depth marks at the working tips

Xive BoneCondenser, angled

- When limited space is available and for the posterior region



Xive BoneCondenser, angled^{25/6}



Reduced scale

∅ □ D 2.0 ■ D 3.0 ■ D 3.4 ■ D 3.8 ■ D 4.5 ■ D 5.5

Order no.	26 - 1615	26 - 1625	26 - 1635	26 - 1645	26 - 1655	26 - 1665
-----------	-----------	-----------	-----------	-----------	-----------	-----------

Xive Instrument-Set BoneCondenser straight and angled

Tray with all Xive BoneCondensers, straight and angled

Order no.	26 - 1600
-----------	-----------

Xive Instrument-Set BoneCondenser straight

Tray with all Xive BoneCondensers, straight

Order no.	26 - 1603
-----------	-----------

Xive Instrument-Set BoneCondenser angled

Tray with all Xive BoneCondensers, angled

Order no.	26 - 1606
-----------	-----------

Other instruments for implant site preparation

Please note the instructions for use!

Xive Trephine Drill⁶



Scale 1:1

Ø	D 3.0	D 3.4	D 3.8	D 4.5	D 5.5
Length	L 8 - L 18	L 8 - L 18	L 8 - L 18	L 8 - L 18	L 8 - L 18

Order no.	26 - 1129	26 - 1139	26 - 1149	26 - 1159	26 - 1169
-----------	-----------	-----------	-----------	-----------	-----------

Friudent Drill Extension

The drill extension must always be used with the long internal irrigation tube.

Friudent Paralleling Pin²



Scale 1:1

D 2.0/D 3.0

Order no.	45 - 5106	91 - 0003
-----------	-----------	-----------

Friudent Drill Extension⁶



Friudent Drill Cleaning Instrument⁶



Reduced scale

Frios Contra-angle Handpiece 20:1 Irrigation Tube



Friudent Long Internal Irrigation Tube⁶ (for Drill Extension)



Order no.	45 - 5280	90 - 5042	90 - 5043
-----------	-----------	-----------	-----------

Surgical instruments

Instruments for implant placement

Xive Implant Driver S⁶ (short)

Scale 1:1



■ for Xive S implants
D 3.0

■ for Xive S implants
D 3.4 and TempBase

■ ■ ■ for Xive S implants
D 3.8 - D 5.5

Order no.	26 - 6030	26 - 6040	26 - 6050
-----------	-----------	-----------	-----------

Xive Implant Drivers and Hex Drivers

- All instruments can be used either with the contra-angle handpiece or the Xive ratchet

For placing Xive S implants with the TempBase (standard procedure), only the Xive Implant Driver for Xive S Implants D 3.4 and TempBase is needed, regardless of the implant diameter.

The implant drivers of other diameters are applied only when placing the implants using the implant internal geometry.

Xive Implant Driver L⁶ (long)

Scale 1:1



■ for Xive S implants
D 3.0

■ for Xive S implants
D 3.4 and TempBase

■ ■ ■ for Xive S implants
D 3.8 - D 5.5

Order no.	26 - 6035	26 - 6045	26 - 6055
-----------	-----------	-----------	-----------

Xive TG Implant Driver⁶

Scale 1:1



■ ■ ■ for Xive TG Implants
D 3.4 - D 4.5

0.9 mm/S (short)

0.9 mm/L (long)

Order no.	25 - 6010	26 - 6190	26 - 6195
-----------	-----------	-----------	-----------

Instruments for implant placement

Xive Ratchet Insert for Instruments

- For fixing the instruments with ISO-shaft to the ratchet. These instruments can be used either with the contra-angle handpiece or the ratchet.

Xive Ratchet⁶

Reduced scale



Xive Ratchet Insert for Instruments⁶



Order no.

45 - 6020

26 - 6120

Xive Extension Instrument⁶

Reduced scale



Friadent Implant Driver Manual long⁶



Order no.

26 - 6130


46 - 5880

Xive Surgical Ratchet with Torque Indication

- Increased safety for manual screwing of implants
- Readable torque indicator
- Adjustable clockwise and counter-clockwise rotation

Xive Surgical Ratchet with Torque Indication⁶

Reduced scale



Order no.

45 - 6010

Surgical instruments

Instruments for uncover

Friident Tissue Punch[®]

Scale 1:1



Ø

D 3.0

D 3.4

D 3.8

D 4.5

D 5.5

Order no.

45 - 5665

45 - 5666

45 - 5660

45 - 5661

45 - 5662

Guided surgery instruments

DRILLS

Xive Soft Tissue Punch GS

- For the minimally-invasive exposure of the surgical site

Please note:

Instruments named "GS" are only for use with Guided Surgery procedures.

Xive Rotary Tissue Punch GS⁶

Scale 1:1



Ø **D 3.0 GS** **D 3.4 GS** **D 3.8 GS** **D 4.5 GS**

Order no.	26 - 5201	26 - 5301	26 - 5401	26 - 5501
-----------	-----------	-----------	-----------	-----------

Xive Initial Drill GS (Guided Surgery)

- For removal of soft-tissue residue after use of the mucosa punch
- For smoothing the planned implant position (specific to the implant diameter)

Xive Initial Drill⁶ GS

Scale 1:1



Ø **D 3.0 GS** **D 3.4 GS** **D 3.8 GS** **D 4.5 GS**

Order no.	26 - 5202	26 - 5302	26 - 5402	26 - 5502
-----------	-----------	-----------	-----------	-----------

Xive Twist Drill GS

- Drills in implant length for implant site preparation up to the planned implant diameter
- The drills are guided in the surgical template by the sleeve for twist drills (sleeve-on-drill system)

Xive Twist Drill⁶ GS

Scale 1:1



Ø **D 2.0 GS** **D 3.0 GS** **D 3.4 GS** **D 3.8 GS** **D 4.5 GS**
Length L 8 L 8 L 8 L 8 L 8

Order no.	26 - 5108	26 - 5208	26 - 5308	26 - 5408	26 - 5508
-----------	-----------	-----------	-----------	-----------	-----------


Surgical instruments

Xive Twist Drill® GS

Please note:

Cutting instruments should generally be replaced after 20 cycles of use. Blunt or damaged instruments must be replaced immediately.

Scale 1:1



Ø	□ D 2.0 GS	■ D 3.0 GS	■ D 3.4 GS	■ D 3.8 GS	■ D 4.5 GS
Length	L 9.5	L 9.5	L 9.5	L 9.5	L 9.5

Order no.	26 - 5195	26 - 5295	26 - 5395	26 - 5495	26 - 5595
-----------	-----------	-----------	-----------	-----------	-----------

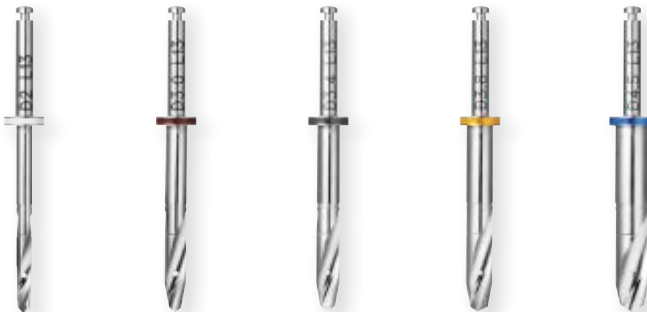
Scale 1:1



Ø	□ D 2.0 GS	■ D 3.0 GS	■ D 3.4 GS	■ D 3.8 GS	■ D 4.5 GS
Length	L 11	L 11	L 11	L 11	L 11

Order no.	26 - 5111	26 - 5211	26 - 5311	26 - 5411	26 - 5511
-----------	-----------	-----------	-----------	-----------	-----------

Scale 1:1



Ø	□ D 2.0 GS	■ D 3.0 GS	■ D 3.4 GS	■ D 3.8 GS	■ D 4.5 GS
Length	L 13	L 13	L 13	L 13	L 13

Order no.	26 - 5113	26 - 5213	26 - 5313	26 - 5413	26 - 5513
-----------	-----------	-----------	-----------	-----------	-----------

Guided surgery instruments

DRILLS

Xive Twist Drill[®] GS



Scale 1:1

Ø Length D 2.0 GS L 15 D 3.0 GS L 15 D 3.4 GS L 15 D 3.8 GS L 15 D 4.5 GS L 15

Order no.	26 - 5115	26 - 5215	26 - 5315	26 - 5415	26 - 5515
-----------	-----------	-----------	-----------	-----------	-----------

Xive Twist Drill crestal GS

- For crestal implant site preparation according to the bone quality once the planned implant diameter has been reached
- The Twist Drill crestal always has to be used

Xive Twist Drill GS crestal[®]



Scale 1:1

Ø D 3.0 GS D 3.4 GS D 3.8 GS D 4.5 GS

Order no.	26 - 5020	26 - 5030	26 - 5040	26 - 5050
-----------	-----------	-----------	-----------	-----------

Xive Tap GS

- For pre-tapping of the implant threads in cortical bone (D I)

Xive Tap[®] GS



Scale 1:1

Ø D 3.0 GS D 3.4 GS D 3.8 GS D 4.5 GS

Order no.	26 - 5022	26 - 5032	26 - 5042	26 - 5052
-----------	-----------	-----------	-----------	-----------

Surgical instruments

Guided surgery instruments

XiVE® SLEEVES

Xive Narrow Sleeve for Twist Drill® GS Set



Scale 1:1

∅ D 2.0 - D 3.8

Order no.	26 - 5605
-----------	-----------

Sleeves for Twist Drills

- For safe guidance of the drills in the surgical template (sleeve-on-drill system)

INSTRUMENTS

No instruments are required for mounting the Xive sleeves to the drills and implant drivers.

Xive Narrow sleeve for twist Drill® GS



Scale 1:1

∅ D 2.0 D 3.0 D 3.4 D 3.8

Order no.	26 - 5105	26 - 5205	26 - 5305	26 - 5405
-----------	-----------	-----------	-----------	-----------

Xive Wide Sleeve for Twist Drill® GS Set



Scale 1:1

∅ D 2.0 - D 4.5

Order no.	26 - 5603
-----------	-----------

Xive Wide Sleeve for Twist Drill® GS



Scale 1:1

∅ D 2.0 D 3.0 D 3.4 D 3.8 D 4.5

Order no.	26 - 5103	26 - 5203	26 - 5303	26 - 5403	26 - 5503
-----------	-----------	-----------	-----------	-----------	-----------

Guided surgery instruments

IMPLANT DRIVERS

Xive Implant Driver GS

- Available in two lengths as well as narrow and wide diameters for screwing in Xive S implants D 3.0 – D 4.5 via the TempBase
- Sleeves can be ordered separately as spare parts

Please see page 81/82 for more instruments for the insertion and restoration of Xive implants

Xive Implant Driver⁶ GS for TempBase

Scale 1:1



short, narrow

short, wide

long, narrow

long, wide

Order no.	26 - 5700	26 - 5701	26 - 5702	26 - 5703
-----------	-----------	-----------	-----------	-----------

Xive Wide Sleeve for Implant Driver⁶ GS

Scale 1:1



Xive Narrow Sleeve for Implant Driver⁶ GS



Order no.	26 - 5704	26 - 5705
-----------	-----------	-----------

Guided surgery instruments

STABILIZATION ABUTMENTS

Xive Stabilization abutment GS for TempBase

- For securing the drill guide against lateral movement and twisting when preparing several implant sites.

Xive Stabilization Abutment⁶ GS for TempBase

Scale 1:1



narrow

wide

Order no.	26 - 5850	26 - 5852
-----------	-----------	-----------

Xive Positioning Aid GS

- Every pack contains 3 x Positioning Aids GS. The components are color-coded for clear differentiation, corresponding with the diameter of the implant analogs or the implants.
- For insertion in ND (narrow) template sleeves – color: silver
- For insertion in WD (wide) template sleeves – color: blue

Xive Positioning Aid GS

Scale 1:1



∅ ■ narrow for implant analog D 3.0 ■ narrow for implant analog D 3.4 ■ narrow for implant analog D 3.8 ■ wide for implant analog D 4.5

Order no.	26 - 5821	26 - 5831	26 - 5841	26 - 5851
-----------	-----------	-----------	-----------	-----------

Surgical instruments

Surgical unit

Frios Unit S/i

Included: Frios Unit S/i with surgical motor (cable length 1.8 m), stand for motor, stand for irrigation bag, foot control, mains cable, locking pin for motor, set of hose rings (5 pieces), coolant hose



Frios Unit S/i

- Easy user concept, specially designed for implant surgery
- Powerful surgical motor with utmost running smoothness
- User-oriented program sequence with tapping function directly controlled by pushbutton

Reduced scale

	V 220 - 240 AC	V 100 - 130 AC
Order no.	90 - 6600	90 - 6605

Frios Contra-angle Handpiece



Reduced scale

	WS-75 20:1 demountable	WI-75 20:1	WI-75 LED G
Order no.	90 - 6720	90 - 6710	90 - 6810

Frios Contra-angle Handpieces

- Patented hexagon clamping system for smooth treatment sequence and less wear of instruments
- Demountable version with 90°-rotatable head for areas that are difficult to access which meets most demanding hygiene requirements
- LED version with neutral white-light with high luminosity and a wider field of illumination than conventional halogen lamps

Frios Handpiece



Reduced scale

	straight 1:1	angled 1:1	straight SI-11 LED G
Order no.	90 - 5030	90 - 5050	90 - 6850

Note for Frios Unit S users:
Problems of compatibility may occur when using these contra-angle handpieces with the Frios Unit S. Please contact your distributor prior to ordering or initial operation.

Surgical unit

ACCESSORIES

For availability of further spare parts and accessories for Frios Unit S/i, Frios Unit S and Frios Unit E please contact your Dentsply Sirona Implants distributor.

Frios Unit S/i Surgical Motor (cable length 1.8 m)

	Suitable for Frios Unit S/i
Order no.	90 - 6620

Frios Unit S/i Foot Control

	Suitable for Frios Unit S/i
Order no.	90 - 6630

Internal Irrigation Tube for Frios Contra-angle Handpiece 20:1

	Suitable for Frios Unit S/i and Frios Unit S
Order no.	90 - 5042

Internal Irrigation Tube, long (for Drill Extension)

	Suitable for Frios Unit S/i and Frios Unit S
Order no.	90 - 5043

Frios Unit S, Frios Unit E Sterile Cover Foil for Surgical Motor (10 pieces)

	Suitable for all Frios Surgical Units
Order no.	90 - 6442

Frios Unit S Set Hose Rings (5 pieces)

	Suitable for all Frios Surgical Units
Order no.	90 - 6443

COOLANT HOSES

Frios Unit S/i Coolant Hose (motor cable 2.2 m/5 pieces)



Reduced sc

Order no.	90 - 6446
-----------	-----------

Frios ISU Coolant Hose universal (5 pieces), also suitable for ASU



Order no.	90 - 5005
-----------	-----------

Frios Unit S Coolant Hose (motor cable 1.8 m / 5 pieces)



Order no.	90 - 6440
-----------	-----------

Frios Unit S Coolant Hose (motor cable 3.5 m/3 pieces)

Reduced scale

Order no.	90 - 6441
-----------	-----------

Frios Unit E Coolant Hose (motor cable 1.8 m/5 pieces), with Luer-Lock connection for three-way stopcock



Order no.	90 - 6542
-----------	-----------

Prosthetic instruments

Prosthetic instrument sets

Friident Prosthetic Set Mini



Reduced scale

Xive Prosthetic Tray



Friident Prosthetic Set Mini

The Prosthetic Set Mini includes all instruments required for the prosthetic delivery of implant restorations (without MP).

Xive Basic Set Prosthetics

The set includes all instruments required for impression making and prosthetics. The instruments are supplied in the Xive Prosthetic Tray.

Order no.	46 - 7000	26 - 8020
-----------	-----------	-----------

Friident Prosthetic Set Mini (empty)

Friident Prosthetic Tray (empty)

Order no.	46 - 7001	26 - 8025
-----------	-----------	-----------

Contents Prosthetic Tray:	Prosthetic Set Mini	Prosthetic Tray
Ratchet	■	■
Handpiece Hex Driver 0.9 mm / short		■
Handpiece Hex Driver 0.9mm / long		■
Handpiece Hex Driver 1.22 mm / short		■
Handpiece Hex Driver 1.22 mm / long		■
Handle for Handpiece Hex Driver		■
Ratchet Hex Driver 0.9mm / short	■	■
Ratchet Hex Driver 0.9mm / long		■
Ratchet Hex Driver 1.22mm / short	■	■
Ratchet Hex Driver 1.22mm / long		■
Seating Instrument for Attachement Insert and MP Insert		■
Handpiece Seating Instrument for MP Insert		■
Ratchet Seating Instrument or MP Insert Screw		■
Select Try-in Abutment straight D 3.0 / A 0		■
Select Try-in Abutment straight D 3.4 / A 0		■
Select Try-in Abutment straight D 3.8 / A 0		■
Select Try-in Abutment straight D 4.5 / A 0		■
Select Try-in Abutment straight D 5.5 / A 0		■
Select Try-in Abutment angled D 3.0 / A 15		■
Select Try-in Abutment angled D 3.4 / A 15		■
Select Try-in Abutment angled D 3.8 / A 15		■

Prosthetic instruments

Single instruments

Friident Ratchet⁶ without inserts

Reduced scale



Order no.	45 - 5709
-----------	-----------

Friident Ratchet Hex Driver⁶ with torque limit

Scale 1:1



Width 0.9 mm
14 Ncm / short



Width 0.9 mm
14 Ncm / long



Width 1.22 mm
24 Ncm / short



Width 1.22 mm
24 Ncm / long

Order no.	45 - 5732	45 - 5733	45 - 5734	45 - 5736
-----------	-----------	-----------	-----------	-----------

Friident Ratchet Slot Screwdriver⁶ with torque limit

Scale 1:1



Blade width 2.0 mm
14 Ncm / short



Blade width 2.0 mm
14 Ncm / long

Order no.	45 - 5714	45 - 5722
-----------	-----------	-----------

Single instruments

Friident Handpiece Hex Driver⁶


Scale 1:1



	Width 0.9 mm short	Width 0.9 mm long	Width 1.22 mm short	Width 1.22 mm long
Order no.	46 - 5710	46 - 5720	46 - 5711	46 - 5721

Friident Handpiece Slot Screwdriver⁶

Scale 1:1



	Blade width 2.0 mm short	Blade width 2.0 mm long
Order no.	46 - 5712	46 - 5722

This handle fits all contra-angle handpiece drivers.

The 0.9 mm Friident Hex Driver without torque limit is recommended for regions with limited access.

Friident Handle for Handpiece Hex Driver⁶

Reduced scale



	Width 0.9 mm
Order no.	45 - 5650

Friident Hex Driver⁶ without torque limit

Friident Mounting Device for Hex Driver

Reduced scale



Order no.	45 - 5618
-----------	-----------

Prosthetical instruments

Friident CeraBase Diamond Drill

Reduced scale



Medium



Fine

Order no.

45 - 5753

45 - 5755

Friident Seating Instrument² for Transfer Coping

Reduced scale



45 - 5605

Friident Seating Instrument² for Attachment Insert and MP Insert



45 - 5617

Friident Ratchet Seating Instrument⁶ for MP Insert Screw with torque limit

Scale 1:1



46 - 5610

Friident Handpiece Seating Instrument⁶ for MP Insert Screw for contra-angle handpiece



46 - 5615

Friident Activator⁶ for Ball and Socket Attachment

Reduced scale



45 - 5621

Friident Deactivator⁶ for Ball and Socket Attachment



45 - 5622

Single instruments

Locator Core Tool⁴⁹ 3-piece
With Locator Abutment Holder Sleeve

Reduced scale



Order no.	45 - 3340
-----------	-----------

**Friident Locator
Insert for Prosthetic Ratchet⁶**

Reduced scale



Order no.	45 - 3344
-----------	-----------

**Locator
Angle Measurement
Guide⁵¹**



Order no.	45 - 3345
-----------	-----------

**Friident
Bar Clip Activator⁶**



Order no.	45 - 5623
-----------	-----------

**Friident Finisher^{6/10}
for Horizontal Screw Set**

Reduced scale



Order no.	45 - 5702
-----------	-----------

**Friident Finisher^{6/10}
for Abutment Seat for
Screw-retained
Suprastructures**



Ø ■ ■ ■ D 3.4 - D 4.5

Order no.	45 - 5705
-----------	-----------

**Friident Finisher^{6/10}
for Screw Head
Seat for
Screw-retained
Suprastructures**



■ D 5.5

Order no.	45 - 5707
-----------	-----------



Order no.	45 - 5700
-----------	-----------

Demo models

**Friadent Acrylic Model Maxilla
without prosthetics**
(Ankylos, Xive, Frialit)

Reduced scale



**Friadent Acrylic Model Maxilla
with prosthetics**
(Ankylos, Xive, Frialit)



Order no.

45 - 9981

45 - 9982

**Xive Acrylic Model Mandible
without prosthetics**
(bar construction)

Reduced scale



**Xive Acrylic Model Mandible
with prosthetics**
(bar construction)



Order no.

45 - 9985

45 - 9986

Xive Large Scale Model Set 5:1




Reduced scale

Order no.

26 - 9110

Patient information material

Implants for life brochure



Order no.	32670674
-----------	----------

Implants for life flyer



Order no.	32670683
-----------	----------

Patient card



Order no.	32670687
-----------	----------

Single tooth replacement Quick guide



Order no.	32670684
-----------	----------

Several teeth replacement Quick guide



Order no.	32670685
-----------	----------

All teeth replacement Quick guide



Order no.	32670686
-----------	----------

Patient video



Order no.	32671435
-----------	----------

Service materials

Materials

Metals

Type	Index	Composition
Titanium	1	Ti grade 1
Titanium	2	Ti grade 2
Titanium	3	Ti grade 4
Titanium	4	Ti6AL4V-ELI
Aluminium	5	AlMg ₃
Stainless steel	6	Surgical Steel
Stainless steel	49	316L SS SS/303 SE
Stainless steel	51	316L SS
Brass	7	CuZn
Cast-to alloy*	8	Au: 60%, Pt: 19%, Pd: 20%, Ir: 1%
Gold alloy**	9	Au:68,6%, Pt:2,4%, Pd:4%, Ag:11,8%, Cu:10,6%, Ir:0,1%, Zn:2,5%
Hard metal	10	K 40
Polyethylene/Aluminium	42	LDPE/6061 T6 Al
Polyamide/Polyethylene/Titanium/Silicone	43	Nylon/LDPE/Ti6Al4V/Silicone Rubber
Polyamide/Polyethylene/Stainless steel/Silicone	44	Nylon/LDPE/303 SE SS/Silicone Rubber
Aluminium	45	6061 T6 Aluminium

* TEC $11.9 \times 10^{-6} \text{ K}^{-1}$, pre-heating temperature < 850°C, cast temperature < 1450°C; ** melting interval from 880 - 940°C

Plastics

Type	Index	Composition
Polyoxymethylene (POM)	20	
Polymethylmethacrylate (PMMA)	21	
Polystyrene	22	
Polytetrafluorethylene	23	
Polyetheretherketone (PEEK)	24	
Polyetherimide	25	
Silicone	47	
Polycarbonate	27	
Polypropylene	28	
Polyamide	41	Zytel 101I Nylon
Polyethylene/Aluminium	42	LDPE/6061 T6 Al
Polyamide/Polyethylene/Titanium/Silicone	43	Nylon/LDPE/Ti6Al4V/Silicone Rubber
Polyamide/Polyethylene/Stainless steel/Silicone	44	Nylon/LDPE/303 SE SS/Silicone Rubber
Polyethylene	46	LDPE
Polyoxymethylene	48	MS-002, DELRIN, 1/4"
Polysulfone	50	MS-013-1 POLYSULFONE (3/8")

Ceramics

Type	Index	Composition
Aluminium oxide	30	Al ₂ O ₃
Hydroxyapatite	31	Ca ₅ (PO ₄) ₃ OH
Zirconium dioxide	32	ZrO ₂

Index

Order No.	Article	Page	Order No.	Article	Page
25 - 1400	Xive TG Implant Cover Screw	20	25 - 4520	Xive TG AuroBase D 3.4 - D 4.5	57
25 - 1600	Xive TG Transfer Impression Coping D 3.4 - D 4.5	56	25 - 5206	Xive Radiographic Template Xive TG (transgingival)	61
25 - 1605	Xive TG Transfer Impression Coping (short) D 3.4 - D 4.5	56	25 - 6010	Xive TG Implant Driver for Xive TG Implants D 3.4 - D 4.5	77
25 - 1701	Xive TG PickUp Guide Pin D 3.4 - D 4.5	56	26 - 1015	Xive Single-patient Drill D 2.0 / L 8 - L 15	70
25 - 1805	Xive TG PickUp Impression Coping D 3.4 - D 4.5 with PickUp Guide Pin	56	26 - 1025	Xive Single-patient Drill D 3.0 / L 8 - L 15	70
25 - 2431	Xive TG plus Implant D 3.4 / L 9.5	20	26 - 1035	Xive Single-patient Drill D 3.4 / L 8 - L 15	70
25 - 2432	Xive TG plus Implant D 3.4 / L 11	20	26 - 1045	Xive Single-patient Drill D 3.8 / L 8 - L 15	70
25 - 2433	Xive TG plus Implant D 3.4 / L 13	20	26 - 1055	Xive Single-patient Drill D 4.5 / L 8 - L 15	70
25 - 2435	Xive TG plus Implant D 3.4 / L 15	20	26 - 1065	Xive Single-patient Drill D 5.5 / L 8 - L 15	70
25 - 2440	Xive TG plus Implant D 3.8 / L 8	20	26 - 1122	Xive Tap D 3.0	72
25 - 2441	Xive TG plus Implant D 3.8 / L 9.5	20	26 - 1129	Xive Trephine Drill D 3.0 / L 8 - L 18	76
25 - 2442	Xive TG plus Implant D 3.8 / L 11	20	26 - 1132	Xive Tap D 3.4	72
25 - 2443	Xive TG plus Implant D 3.8 / L 13	20	26 - 1139	Xive Trephine Drill D 3.4 / L 8 - L 18	76
25 - 2445	Xive TG plus Implant D 3.8 / L 15	20	26 - 1142	Xive Tap D 3.8	72
25 - 2450	Xive TG plus Implant D 4.5 / L 8	20	26 - 1149	Xive Trephine Drill D 3.8 / L 8 - L 18	76
25 - 2451	Xive TG plus Implant D 4.5 / L 9.5	20	26 - 1152	Xive Tap D 4.5	72
25 - 2452	Xive TG plus Implant D 4.5 / L 11	20	26 - 1159	Xive Trephine Drill D 4.5 / L 8 - L 18	76
25 - 2453	Xive TG plus Implant D 4.5 / L 13	20	26 - 1162	Xive Tap D 5.5	72
25 - 2455	Xive TG plus Implant D 4.5 / L 15	20	26 - 1169	Xive Trephine Drill D 5.5 / L 8 - L 18	76
25 - 4010	Xive TG Implant-Soldering Analog D 3.4 - D 4.5	56	26 - 1200	Xive Expert Security Kit / S+L	73
25 - 4105	Xive TG Lab Set Soldering Analog Bridge D 3.4 - D 4.5	56	26 - 1205	Xive Standard Security Kit / S	73
25 - 4106	Xive TG Lab Set Soldering Analog Bar D 3.4 - D 4.5	56	26 - 1210	Xive Depth Stop S (short) D 2.0 - D 3.0 / L 8	73
25 - 4200	Xive TG Coping Screw	58	26 - 1211	Xive Depth Stop S (short) D 2.0 - D 3.0 / L 9.5	73
25 - 4240	Xive TG Gold Bar Coping D 3.4 - D 4.5	58	26 - 1212	Xive Depth Stop S (short) D 2.0 - D 3.0 / L 11	73
25 - 4241	Xive TG Titanium Bar Coping D 3.4 - D 4.5	58	26 - 1213	Xive Depth Stop S (short) D 2.0 - D 3.0 / L 13	73
25 - 4242	Xive TG Castable Bar Coping D 3.4 - D 4.5	58	26 - 1215	Xive Depth Stop S (short) D 2.0 - D 3.0 / L 15	73
25 - 4245	Xive TG Castable Waxing Sleeve D 3.4 - D 4.5	57	26 - 1230	Xive Depth Stop S (short) D 3.4 - D 3.8 / L 8	73
25 - 4246	Xive TG Cast-to Waxing Sleeve D 3.4 - D 4.5	57	26 - 1231	Xive Depth Stop S (short) D 3.4 - D 3.8 / L 9.5	73
25 - 4300	Xive TG Abutment Screw D 3.4 - D 4.5	57	26 - 1232	Xive Depth Stop S (short) D 3.4 - D 3.8 / L 11	73
25 - 4401	Xive TG Attachment D 3.4 - D 4.5	59	26 - 1233	Xive Depth Stop S (short) D 3.4 - D 3.8 / L 13	73
25 - 4406	Xive TG Attachment Patrix	59	26 - 1235	Xive Depth Stop S (short) D 3.4 - D 3.8 / L 15	73
25 - 4411	Xive TG Attachment Matrix	59	26 - 1250	Xive Depth Stop S (short) D 4.5 - D 5.5 / L 8	73
25 - 4500	Xive TG Abutment straight / A 0 D 3.4 - D 4.5	57	26 - 1251	Xive Depth Stop S (short) D 4.5 - D 5.5 / L 9.5	73
25 - 4510	Xive TG Abutment angled / A 15 D 3.4 - D 4.5	57	26 - 1252	Xive Depth Stop S (short) D 4.5 - D 5.5 / L 11	73
			26 - 1253	Xive Depth Stop S (short) D 4.5 - D 5.5 / L 13	73
			26 - 1255	Xive Depth Stop S (short) D 4.5 - D 5.5 / L 15	73
			26 - 1310	Xive Depth Stop L (long) D 2.0 - D 3.0 / L 8	74
			26 - 1311	Xive Depth Stop L (long) D 2.0 - D 3.0 / L 9.5	74
			26 - 1312	Xive Depth Stop L (long) D 2.0 - D 3.0 / L 11	74

Product index

Order No.	Article	Page
26 - 1313	Xive Depth Stop L (long) D 2.0 - D 3.0 / L 13	74
26 - 1315	Xive Depth Stop L (long) D 2.0 - D 3.0 / L 15	74
26 - 1318	Xive Depth Stop L (long) D 2.0 - D 3.0 / L 18	74
26 - 1330	Xive Depth Stop L (long) D 3.4 - D 3.8 / L 8	74
26 - 1331	Xive Depth Stop L (long) D 3.4 - D 3.8 / L 9.5	74
26 - 1332	Xive Depth Stop L (long) D 3.4 - D 3.8 / L 11	74
26 - 1333	Xive Depth Stop L (long) D 3.4 - D 3.8 / L 13	74
26 - 1335	Xive Depth Stop L (long) D 3.4 - D 3.8 / L 15	74
26 - 1338	Xive Depth Stop L (long) D 3.4 - D 3.8 / L 18	74
26 - 1350	Xive Depth Stop L (long) D 4.5 - D 5.5 / L 8	74
26 - 1351	Xive Depth Stop L (long) D 4.5 - D 5.5 / L 9.5	74
26 - 1352	Xive Depth Stop L (long) D 4.5 - D 5.5 / L 11	74
26 - 1353	Xive Depth Stop L (long) D 4.5 - D 5.5 / L 13	74
26 - 1355	Xive Depth Stop L (long) D 4.5 - D 5.5 / L 15	74
26 - 1358	Xive Depth Stop L (long) D 4.5 - D 5.5 / L 18	74
26 - 1390	Xive Security Kit Tray (empty)	74
26 - 1510	Xive Depth Gauge D 2.0	61
26 - 1520	Xive Select Try-in Implant D 3.0	61
26 - 1530	Xive Select Try-in Implant D 3.4	61
26 - 1540	Xive Select Try-in Implant D 3.8	61
26 - 1550	Xive Select Try-in Implant D 4.5	61
26 - 1560	Xive Select Try-in Implant D 5.5	61
26 - 1600	Xive Instrument-Set BoneCondenser straight and angled	75
26 - 1603	Xive Instrument-Set BoneCondenser straight	75
26 - 1606	Xive Instrument-Set BoneCondenser angled	75
26 - 1610	Xive BoneCondenser, straight D 2.0	75
26 - 1615	Xive BoneCondenser, angled D 2.0	75
26 - 1620	Xive BoneCondenser, straight D 3.0	75
26 - 1625	Xive BoneCondenser, angled D 3.0	75
26 - 1630	Xive BoneCondenser, straight D 3.4	75
26 - 1635	Xive BoneCondenser, angled D 3.4	75
26 - 1640	Xive BoneCondenser, straight D 3.8	75
26 - 1645	Xive BoneCondenser, angled D 3.8	75
26 - 1650	Xive BoneCondenser, straight D 4.5	75
26 - 1655	Xive BoneCondenser, angled D 4.5	75
26 - 1660	Xive BoneCondenser, straight D 5.5	75
26 - 1665	Xive BoneCondenser, angled D 5.5	75
26 - 1710	Xive Round Drill	71

Order No.	Article	Page
26 - 1715	Xive Twist Drill S (short) D 2.0 / L 8 - 15	71
26 - 1718	Xive Twist Drill L (long) D 2.0 / L 8 - 18	71
26 - 1720	Xive Twist Drill crestal D 3.0	72
26 - 1725	Xive Twist Drill S (short) D 3.0 / L 8 - 15	71
26 - 1728	Xive Twist Drill L (long) D 3.0 / L 8 - 18	71
26 - 1730	Xive Twist Drill crestal D 3.4	72
26 - 1735	Xive Twist Drill S (short) D 3.4 / L 8 - 15	71
26 - 1738	Xive Twist Drill L (long) D 3.4 / L 8 - 18	71
26 - 1740	Xive Twist Drill crestal D 3.8	72
26 - 1745	Xive Twist Drill S (short) D 3.8 / L 8 - 15	71
26 - 1748	Xive Twist Drill L (long) D 3.8 / L 8 - 18	71
26 - 1750	Xive Twist Drill crestal D 4.5	72
26 - 1755	Xive Twist Drill S (short) D 4.5 / L 8 - 15	71
26 - 1758	Xive Twist Drill L (long) D 4.5 / L 8 - 18	71
26 - 1760	Xive Twist Drill crestal D 5.5	72
26 - 1765	Xive Twist Drill S (short) D 5.5 / L 8 - 15	71
26 - 1768	Xive Twist Drill L (long) D 5.5 / L 8 - 18	71
26 - 1822	Xive Gingiva Former PS slim D 3.8 / GH 2 / C	23
26 - 1823	Xive Gingiva Former PS slim D 3.8 / GH 3 / C	23
26 - 1825	Xive Gingiva Former PS slim D 3.8 / GH 5 / C	23
26 - 1832	Xive Gingiva Former slim D 3.4 / GH 2 / C	23
26 - 1833	Xive Gingiva Former slim D 3.4 / GH 3 / C	23
26 - 1835	Xive Gingiva Former slim D 3.4 / GH 5 / C	23
26 - 1842	Xive Gingiva Former slim D 3.8 / GH 2 / C	23
26 - 1843	Xive Gingiva Former slim D 3.8 / GH 3 / C	23
26 - 1845	Xive Gingiva Former slim D 3.8 / GH 5 / C	23
26 - 1852	Xive Gingiva Former slim D 4.5 / GH 2 / C	23
26 - 1853	Xive Gingiva Former slim D 4.5 / GH 3 / C	23
26 - 1855	Xive Gingiva Former slim D 4.5 / GH 5 / C	23
26 - 1921	Xive Gingiva Former D 3.0 / GH 1 / C	22
26 - 1922	Xive Gingiva Former D 3.0 / GH 2 / C	22
26 - 1923	Xive Gingiva Former D 3.0 / GH 3 / C	22
26 - 1925	Xive Gingiva Former D 3.0 / GH 5 / C	22
26 - 1931	Xive Gingiva Former D 3.4 / GH 1 / C	22
26 - 1932	Xive Gingiva Former D 3.4 / GH 2 / C	22
26 - 1933	Xive Gingiva Former D 3.4 / GH 3 / C	22
26 - 1935	Xive Gingiva Former D 3.4 / GH 5 / C	22
26 - 1941	Xive Gingiva Former D 3.8 / GH 1 / C	22

Order No.	Article	Page
26 - 1942	Xive Gingiva Former D 3.8 / GH 2 / C	22
26 - 1943	Xive Gingiva Former D 3.8 / GH 3 / C	22
26 - 1945	Xive Gingiva Former D 3.8 / GH 5 / C	22
26 - 1951	Xive Gingiva Former D 4.5 / GH 1 / C	22
26 - 1952	Xive Gingiva Former D 4.5 / GH 2 / C	22
26 - 1953	Xive Gingiva Former D 4.5 / GH 3 / C	22
26 - 1955	Xive Gingiva Former D 4.5 / GH 5 / C	22
26 - 1961	Xive Gingiva Former D 5.5 / GH 1 / C	22
26 - 1962	Xive Gingiva Former D 5.5 / GH 2 / C	22
26 - 1963	Xive Gingiva Former D 5.5 / GH 3 / C	22
26 - 1965	Xive Gingiva Former D 5.5 / GH 5 / C	22
26 - 2023	Xive Transfer Coping D 3.0 / short / C	27
26 - 2025	Xive Transfer Coping D 3.0 / long / C	27
26 - 2033	Xive Transfer Coping D 3.4 / short / C	27
26 - 2035	Xive Transfer Coping D 3.4 / long / C	27
26 - 2043	Xive Transfer Coping D 3.8 / short / C	27
26 - 2045	Xive Transfer Coping D 3.8 / long / C	27
26 - 2053	Xive Transfer Coping D 4.5 / short / C	27
26 - 2055	Xive Transfer Coping D 4.5 / long / C	27
26 - 2063	Xive Transfer Coping D 5.5 / short / C	27
26 - 2065	Xive Transfer Coping D 5.5 / long / C	27
26 - 2070	Xive TransferCap D 3.0 / C (3 pieces)	28
26 - 2071	Xive TransferCap D 3.4 / C (3 pieces)	28
26 - 2072	Xive TransferCap D 3.8 / C (3 pieces)	28
26 - 2073	Xive TransferCap D 4.5 / C (3 pieces)	28
26 - 2074	Xive TransferCap D 5.5 / C (3 pieces)	28
26 - 2123	Xive Transfer Coping PickUp D 3.0 / short / C	26
26 - 2125	Xive Transfer Coping PickUp D 3.0 / long / C	26
26 - 2133	Xive Transfer Coping PickUp D 3.4 / short / C	26
26 - 2135	Xive Transfer Coping PickUp D 3.4 / long / C	26
26 - 2143	Xive Transfer Coping PickUp D 3.8 / short / C	26
26 - 2145	Xive Transfer Coping PickUp D 3.8 / long / C	26
26 - 2153	Xive Transfer Coping PickUp D 4.5 / short / C	26
26 - 2155	Xive Transfer Coping PickUp D 4.5 / long / C	26

Order No.	Article	Page
26 - 2163	Xive Transfer Coping PickUp D 5.5 / short / C	26
26 - 2165	Xive Transfer Coping PickUp D 5.5 / long / C	26
26 - 2231	Xive Gingiva Former PS D 3.8 / GH 1 / C	23
26 - 2232	Xive Gingiva Former PS D 3.8 / GH 2 / C	23
26 - 2233	Xive Gingiva Former PS D 3.8 / GH 3 / C	23
26 - 2235	Xive Gingiva Former PS D 3.8 / GH 5 / C	23
26 - 2333	Xive Transfer Coping PS D 3.8 / short / C	29
26 - 2335	Xive Transfer Coping PS D 3.8 / long / C	29
26 - 2343	Xive Transfer Coping PickUp PS D 3.8 / short / C	29
26 - 2345	Xive Transfer Coping PickUp PS D 3.8 / long / C	29
26 - 2412	Xive S plus Implant D 3.0 / L 11	19
26 - 2413	Xive S plus Implant D 3.0 / L 13	19
26 - 2415	Xive S plus Implant D 3.0 / L 15	19
26 - 2431	Xive S plus Implant D 3.4 / L 9.5	19
26 - 2432	Xive S plus Implant D 3.4 / L 11	19
26 - 2433	Xive S plus Implant D 3.4 / L 13	19
26 - 2435	Xive S plus Implant D 3.4 / L 15	19
26 - 2438	Xive S plus Implant D 3.4 / L 18	19
26 - 2440	Xive S plus Implant D 3.8 / L 8	19
26 - 2441	Xive S plus Implant D 3.8 / L 9.5	19
26 - 2442	Xive S plus Implant D 3.8 / L 11	19
26 - 2443	Xive S plus Implant D 3.8 / L 13	19
26 - 2445	Xive S plus Implant D 3.8 / L 15	19
26 - 2448	Xive S plus Implant D 3.8 / L 18	19
26 - 2450	Xive S plus Implant D 4.5 / L 8	19
26 - 2451	Xive S plus Implant D 4.5 / L 9.5	19
26 - 2452	Xive S plus Implant D 4.5 / L 11	19
26 - 2453	Xive S plus Implant D 4.5 / L 13	19
26 - 2455	Xive S plus Implant D 4.5 / L 15	19
26 - 2458	Xive S plus Implant D 4.5 / L 18	19
26 - 2460	Xive S plus Implant D 5.5 / L 8	19
26 - 2461	Xive S plus Implant D 5.5 / L 9.5	19
26 - 2462	Xive S plus Implant D 5.5 / L 11	19
26 - 2463	Xive S plus Implant D 5.5 / L 13	19
26 - 2465	Xive S plus Implant D 5.5 / L 15	19
26 - 3301	Xive Locator Abutment D 3.4 / GH 1	50

Product index

Order No.	Article	Page
26 - 3302	Xive Locator Abutment D 3.4 / GH 2	50
26 - 3303	Xive Locator Abutment D 3.4 / GH 3	50
26 - 3304	Xive Locator Abutment D 3.4 / GH 4	50
26 - 3305	Xive Locator Abutment D 3.4 / GH 5	50
26 - 3311	Xive Locator Abutment D 3.8 / GH 1	50
26 - 3312	Xive Locator Abutment D 3.8 / GH 2	50
26 - 3313	Xive Locator Abutment D 3.8 / GH 3	50
26 - 3314	Xive Locator Abutment D 3.8 / GH 4	50
26 - 3315	Xive Locator Abutment D 3.8 / GH 5	50
26 - 3321	Xive Locator Abutment D 4.5 / GH 1	50
26 - 3322	Xive Locator Abutment D 4.5 / GH 2	50
26 - 3323	Xive Locator Abutment D 4.5 / GH 3	50
26 - 3324	Xive Locator Abutment D 4.5 / GH 4	50
26 - 3325	Xive Locator Abutment D 4.5 / GH 5	50
26 - 3331	Xive Locator Abutment D 5.5 / GH 1.3	50
26 - 3332	Xive Locator Abutment D 5.5 / GH 2	50
26 - 3333	Xive Locator Abutment D 5.5 / GH 3	50
26 - 3334	Xive Locator Abutment D 5.5 / GH 4	50
26 - 3335	Xive Locator Abutment D 5.5 / GH 5	50
26 - 5000	Xive Surgical Kit GS (Guided Surgery)	62
26 - 5010	Xive Surgical Kit Tray GS (empty)	63
26 - 5020	Xive Twist Drill GS crestal D 3.0	82
26 - 5022	Xive Tap GS D 3.0	82
26 - 5030	Xive Twist Drill GS crestal D 3.4	82
26 - 5032	Xive Tap GS D 3.4	82
26 - 5040	Xive Twist Drill GS crestal D 3.8	82
26 - 5042	Xive Tap GS D 3.8	82
26 - 5050	Xive Twist Drill GS crestal D 4.5	82
26 - 5052	Xive Tap GS D 4.5	82
26 - 5103	Xive Wide Sleeve for Twist Drill GS D 2.0	83
26 - 5105	Xive Narrow sleeve for twist drill GS D 2.0	83
26 - 5108	Xive Twist Drill GS D 2.0 / L 8 GS	80
26 - 5111	Xive Twist Drill GS D 2.0 / L 11 GS	81
26 - 5113	Xive Twist Drill GS D 2.0 / L 13 GS	81
26 - 5115	Xive Twist Drill GS D 2.0 / L 15 GS	82
26 - 5195	Xive Twist Drill GS D 2.0 / L 9.5 GS	81
26 - 5201	Xive Rotary Tissue Punch GS D 3.0	80
26 - 5202	Xive Initial Drill GS D 3.0 GS	80
26 - 5203	Xive Wide Sleeve for Twist Drill GS D 3.0	83
26 - 5205	Xive Narrow sleeve for twist drill GS D 3.0	83
26 - 5208	Xive Twist Drill GS D 3.0 / L 8 GS	80

Order No.	Article	Page
26 - 5211	Xive Twist Drill GS D 3.0 / L 11 GS	81
26 - 5213	Xive Twist Drill GS D 3.0 / L 13 GS	81
26 - 5215	Xive Twist Drill GS D 3.0 / L 15 GS	82
26 - 5295	Xive Twist Drill GS D 3.0 / L 9.5 GS	81
26 - 5301	Xive Rotary Tissue Punch GS D 3.4	80
26 - 5302	Xive Initial Drill GS D 3.4 GS	80
26 - 5303	Xive Wide Sleeve for Twist Drill GS D 3.4	83
26 - 5305	Xive Narrow sleeve for twist drill GS D 3.4	83
26 - 5308	Xive Twist Drill GS D 3.4 / L 8 GS	80
26 - 5311	Xive Twist Drill GS D 3.4 / L 11 GS	81
26 - 5313	Xive Twist Drill GS D 3.4 / L 13 GS	81
26 - 5315	Xive Twist Drill GS D 3.4 / L 15 GS	82
26 - 5395	Xive Twist Drill GS D 3.4 / L 9.5 GS	81
26 - 5401	Xive Rotary Tissue Punch GS D 3.8	80
26 - 5402	Xive Initial Drill GS D 3.8 GS	80
26 - 5403	Xive Wide Sleeve for Twist Drill GS D 3.8	83
26 - 5405	Xive Narrow sleeve for twist drill GS D 3.8	83
26 - 5408	Xive Twist Drill GS D 3.8 / L 8 GS	80
26 - 5411	Xive Twist Drill GS D 3.8 / L 11 GS	81
26 - 5413	Xive Twist Drill GS D 3.8 / L 13 GS	81
26 - 5415	Xive Twist Drill GS D 3.8 / L 15 GS	82
26 - 5495	Xive Twist Drill GS D 3.8 / L 9.5 GS	81
26 - 5501	Xive Rotary Tissue Punch GS D 4.5	80
26 - 5502	Xive Initial Drill GS D 4.5 GS	80
26 - 5503	Xive Wide Sleeve for Twist Drill GS D 4.5	83
26 - 5508	Xive Twist Drill GS D 4.5 / L 8 GS	80
26 - 5511	Xive Twist Drill GS D 4.5 / L 11 GS	81
26 - 5513	Xive Twist Drill GS D 4.5 / L 13 GS	81
26 - 5515	Xive Twist Drill GS D 4.5 / L 15 GS	82
26 - 5595	Xive Twist Drill GS D 4.5 / L 9.5 GS	81
26 - 5603	Xive Wide Sleeve for Twist Drill GS Set D 2.0 - D 4.5	83
26 - 5605	Xive Narrow Sleeve for Twist Drill GS Set D 2.0 - D 3.8	83
26 - 5700	Xive Implant Driver GS for TempBase short, narrow	84
26 - 5701	Xive Implant Driver GS for TempBase short, wide	84
26 - 5702	Xive Implant Driver GS for TempBase long, narrow	84
26 - 5703	Xive Implant Driver GS for TempBase long, wide	84

Order No.	Article	Page	Order No.	Article	Page
26 - 5704	Xive Wide Sleeve for Implant Driver GS	84	26 - 9110	Xive Large Scale Model Set 5:1	93
26 - 5705	Xive Narrow Sleeve for Implant Driver GS	84	27 - 9040	Xive TitaniumBase D 3.8	53
26 - 5821	Xive Positioning Aid GS narrow for implant analog D 3.0	84	27 - 9050	Xive TitaniumBase D 4.5	53
26 - 5831	Xive Positioning Aid GS narrow for implant analog D 3.4	84	27 - 9060	Xive TitaniumBase D 5.5	53
26 - 5841	Xive Positioning Aid GS narrow for implant analog D 3.8	84	27 - 9140	Xive ScanBase D 3.8	53
26 - 5850	Xive Stabilization Abutment GS for TempBase narrow	84	27 - 9150	Xive ScanBase D 4.5	53
26 - 5851	Xive Positioning Aid GS wide for implant analog D 4.5	84	27 - 9160	Xive ScanBase D 5.5	53
26 - 5852	Xive Stabilization Abutment GS for TempBase wide	84	3107 1003	Reusable Filter for Washtray Sterilization Container (2 pcs.)	66
26 - 6000	Xive Surgical Kit D 3.0 - D 5.5 / S+L	62	3107 1004	Instrument Holder for ISO shank (5 pcs.)	66
26 - 6003	Xive Surgical Kit D 3.0 / S+L	62	3107 1006	Instrument Holder for Ratchet Insert (5 pcs.)	66
26 - 6005	Xive Surgical Kit D 3.0 - D 3.8 / S	62	3226 7800	Xive Washtray (Including metal tray and overlay)	66
26 - 6030	Xive Implant Driver S (short) for Xive S implants D 3.0	77	3226 7801	Xive Washtray Overlay	66
26 - 6035	Xive Implant Driver L (long) for Xive S Implants D 3.0	77	3226 7802	Xive Washtray Sterilization Container (Including 2 reusable Filter for Washtray Sterilization Container)	66
26 - 6040	Xive Implant Driver S for Xive S implants D 3.4 and TempBase	77	45 - 1120	Friadent Implant Cover Screw D 3.0	18
26 - 6045	Xive Implant Driver L (long) for Xive S Implants D 3.4 and TempBase	77	45 - 1130	Friadent Implant Cover Screw D 3.4	18
26 - 6050	for Xive S implants D 3.8 - D 5.5	77	45 - 1140	Friadent Implant Cover Screw D 3.8	18
26 - 6055	Xive Implant Driver L (long) for Xive S Implants D 3.8 - D 5.5	77	45 - 1150	Friadent Implant Cover Screw D 4.5	18
26 - 6120	Xive Ratchet Insert for Instruments	78	45 - 1160	Friadent Implant Cover Screw D 5.5	18
26 - 6130	Xive Extension Instrument	78	45 - 1180	Xive Cover Screw PS D 3.8	18
26 - 6190	Xive Hex Driver 0.9 mm/S (short)	77	45 - 2119	Friadent Select Try-in Abutment D 3.0 / A 0 (straight)	60
26 - 6195	Xive Hex Driver 0.9 mm/L (long)	77	45 - 2120	Friadent Select Try-in Abutment D 3.4 / A 0 (straight)	60
26 - 7010	Xive Surgical Kit Tray (empty)	63	45 - 2121	Friadent Select Try-in Abutment D 3.8 / A 0 (straight)	60
26 - 7025	Xive Drill Module D 3.0 (empty)	63	45 - 2122	Friadent Select Try-in Abutment D 4.5 / A 0 (straight)	60
26 - 7035	Xive Drill Module D 3.4 (empty)	63	45 - 2123	Friadent Select Try-in Abutment D 5.5 / A 0 (straight)	60
26 - 7045	Xive Drill Module D 3.8 (empty)	63	45 - 2193	Friadent Select Try-in Abutment MultiPack D 3.4 / A 0 (straight, 3 pieces)	60
26 - 7055	Xive Drill Module D 4.5 (empty)	63	45 - 2194	Friadent Select Try-in Abutment MultiPack D 3.8 / A 0 (straight, 3 pieces)	60
26 - 7065	Xive Drill Module D 5.5 (empty)	63	45 - 2195	Friadent Select Try-in Abutment MultiPack D 4.5 / A 0 (straight, 3 pieces)	60
26 - 7170	Xive Module Tray Insert	63	45 - 2196	Friadent Select Try-in Abutment MultiPack D 5.5 / A 0 (straight, 3 pieces)	60
26 - 7200	Xive Tool Module (empty)	63	45 - 2219	Friadent Select Try-in Abutment D 3.0 / A 15 (angled 15°)	60
26 - 8020	Xive Basic Set Prosthetics	87	45 - 2220	Friadent Select Try-in Abutment D 3.4 / A 15 (angled 15°)	60
26 - 8025	Xive Prosthetic Tray (empty)	87			
26 - 9020	Xive Radiographic Template Xive S (subgingival)	61			

Product index

Order No.	Article	Page	Order No.	Article	Page
45 - 2221	Friadent Select Try-in Abutment D 3.8 / A 15 (angled 15°)	60	45 - 3142	Friadent Ball and Socket Attachment D 3.8 / GH 2	52
45 - 2293	Friadent Select Try-in Abutment MultiPack D 3.4 / A 15 (angled, 3 pieces)	60	45 - 3143	Friadent Ball and Socket Attachment D 3.8 / GH 3	52
45 - 2294	Friadent Select Try-in Abutment MultiPack D 3.8 / A 15 (angled, 3 pieces)	60	45 - 3145	Friadent Ball and Socket Attachment D 3.8 / GH 5	52
45 - 2420	Friadent AuroBase D 3.0	39	45 - 3151	Friadent Ball and Socket Attachment D 4.5 / GH 1	52
45 - 2430	Friadent AuroBase D 3.4	39	45 - 3152	Friadent Ball and Socket Attachment D 4.5 / GH 2	52
45 - 2440	Friadent AuroBase D 3.8	39	45 - 3153	Friadent Ball and Socket Attachment D 4.5 / GH 3	52
45 - 2450	Friadent AuroBase D 4.5	39	45 - 3155	Friadent Ball and Socket Attachment D 4.5 / GH 5	52
45 - 2460	Friadent AuroBase D 5.5	39	45 - 3161	Friadent Ball and Socket Attachment D 5.5 / GH 1	52
45 - 2530	Friadent CeraBase Abutment D 3.4 conical	38	45 - 3162	Friadent Ball and Socket Attachment D 5.5 / GH 2	52
45 - 2531	Friadent CeraBase Abutment D 3.4 anatomical	38	45 - 3163	Friadent Ball and Socket Attachment D 5.5 / GH 3	52
45 - 2540	Friadent CeraBase Abutment D 3.8 conical	38	45 - 3165	Friadent Ball and Socket Attachment D 5.5 / GH 5	52
45 - 2541	Friadent CeraBase Abutment D 3.8 anatomical	38	45 - 3200	Friadent Attachment Matrix D 3.4 - D 5.5	52
45 - 2550	Friadent CeraBase Abutment D 4.5 conical	38	45 - 3210	Friadent O-Ring	52
45 - 2551	Friadent CeraBase Abutment D 4.5 anatomical	38	45 - 3340	Locator Core Tool 3-piece	51
45 - 2560	Friadent CeraBase Abutment D 5.5 conical	38	45 - 3341	Locator Abutment Holder Sleeve	51
45 - 2561	Friadent CeraBase Abutment D 5.5 anatomical	38	45 - 3344	Friadent Locator Insert for Prosthetic Ratchet	51
45 - 2620	Friadent Telescopic Abutment D 3.0	40	45 - 3345	Locator Angle Measurement Guide	51
45 - 2621	Friadent Milling Implant D 3.0	30	45 - 3346	Locator Parallel Post	51
45 - 2630	Friadent Telescopic Abutment D 3.4	40	45 - 3347	Locator Male Processing Package Titanium	51
45 - 2631	Friadent Milling Implant D 3.4	30	45 - 3348	Locator Male Processing Package Stainless steel	51
45 - 2640	Friadent Telescopic Abutment D 3.8	40	45 - 3349	Locator Replacement Male clear, strong retention	51
45 - 2641	Friadent Milling Implant D 3.8	30	45 - 3350	Locator Replacement Male pink, light retention	51
45 - 2650	Friadent Telescopic Abutment D 4.5	40	45 - 3351	Locator Replacement Male blue, extra light retention	51
45 - 2651	Friadent Milling Implant D 4.5	30	45 - 3352	Locator Replacement Male extended range: green, strong retention	51
45 - 2660	Friadent Telescopic Abutment D 5.5	40	45 - 3353	Locator Replacement Male extended range: orange, light retention	51
45 - 2661	Friadent Milling Implant D 5.5	30	45 - 3354	Locator Replacement Male extended range: red, extra light retention	51
45 - 3131	Friadent Ball and Socket Attachment D 3.4 / GH 1	52			
45 - 3132	Friadent Ball and Socket Attachment D 3.4 / GH 2	52			
45 - 3133	Friadent Ball and Socket Attachment D 3.4 / GH 3	52			
45 - 3141	Friadent Ball and Socket Attachment D 3.8 / GH 1	52			

Order No.	Article	Page	Order No.	Article	Page
45 - 3355	Locator Impression Coping	51	45 - 4360	Friadent Castable Waxing Sleeve D 5.5	44
45 - 3356	Locator Female Analog D 4	51	45 - 4410	Friadent Horizontal Screw Seat	36
45 - 3357	Locator Female Analog D 5	51	45 - 4530	Friadent Castable Bar Coping D 3.4	49
45 - 3358	Locator Black Processing Replacement Male	51	45 - 4540	Friadent Castable Bar Coping D 3.8	49
45 - 3359	Locator Block-Out Spacer	51	45 - 4550	Friadent Castable Bar Coping D 4.5	49
45 - 3360	Locator Replacement Male extended range: gray, zero retention	51	45 - 4560	Friadent Castable Bar Coping D 5.5	49
45 - 3361	Locator Processing Spacer	51	45 - 4630	Friadent Cast-to Waxing Sleeve D 3.4	45
45 - 4020	Friadent Implant Analog D 3.0	30	45 - 4640	Friadent Cast-to Waxing Sleeve D 3.8	45
45 - 4030	Friadent Implant Analog D 3.4	30	45 - 4650	Friadent Cast-to Waxing Sleeve D 4.5	45
45 - 4040	Friadent Implant Analog D 3.8	30	45 - 4660	Friadent Cast-to Waxing Sleeve D 5.5	45
45 - 4050	Friadent Implant Analog D 4.5	30	45 - 4741	Xive MP Welding Sleeve D 3.4 - D 3.8	54
45 - 4060	Friadent Implant Analog D 5.5	30	45 - 4751	Xive MP Welding Sleeve D 4.5	54
45 - 4101	Friadent Lab Set Soldering Analog for Bar D 3.4 - D 5.5	33	45 - 4830	Friadent PassivFit Set D 3.4	46
45 - 4102	Friadent Lab Set Soldering Analog for Bridge D 3.4 - D 5.5	33	45 - 4840	Friadent PassivFit Set D 3.8	46
45 - 4103	Friadent Soldering Analog, universal D 3.4 - D 5.5	33	45 - 4850	Friadent PassivFit Set D 4.5	46
45 - 4105	Friadent Attachment Patrix Analog universal D 3.4 - D 5.5	52	45 - 4860	Friadent PassivFit Set D 5.5	46
45 - 4206	Friadent Soldering Screw for Bar D 3.4 - D 5.5	33	45 - 5025	Friadent Select Sleeve D 3.0	60
45 - 4207	Friadent Soldering Screw for Bridge D 3.4 - D 5.5	36	45 - 5035	Friadent Select Sleeve D 3.4	60
45 - 4210	Friadent Gold Bar round 50 mm length	49	45 - 5045	Friadent Select Sleeve D 3.8	60
45 - 4212	Friadent Titanium Bar round 50 mm length	49	45 - 5055	Friadent Select Sleeve D 4.5	60
45 - 4215	Friadent Gold Bar Clip 50 mm length	49	45 - 5065	Friadent Select Sleeve D 5.5	60
45 - 4230	Friadent Gold Bar Coping D 3.4	47	45 - 5106	Friadent Paralleling Pin D 2.0 / D 3.0	76
45 - 4231	Friadent Titanium Bar Coping D 3.4	48	45 - 5280	Friadent Drill Cleaning Instrument	76
45 - 4240	Friadent Gold Bar Coping D 3.8	47	45 - 5605	Friadent Seating Instrument for Transfer Coping	91
45 - 4241	Friadent Titanium Bar Coping D 3.8	48	45 - 5617	Friadent Seating Instrument for Attachment Insert and MP Insert	91
45 - 4250	Friadent Gold Bar Coping D 4.5	47	45 - 5618	Friadent Mounting device for Hex Driver	90
45 - 4251	Friadent Titanium Bar Coping D 4.5	48	45 - 5621	Friadent Activator for Ball and Socket Attachment	91
45 - 4260	Friadent Gold Bar Coping D 5.5	47	45 - 5622	Friadent Deactivator for Ball and Socket Attachment	91
45 - 4261	Friadent Titanium Bar Coping D 5.5	48	45 - 5623	Friadent Bar Clip Activator	92
45 - 4305	Friadent Standard Abutment Screw D 3.4 - D 5.5	34	45 - 5650	Friadent Hex Driver width 0.9 mm	90
45 - 4330	Friadent Castable Waxing Sleeve D 3.4	44	45 - 5660	Friadent Tissue Punch D 3.8	79
45 - 4340	Friadent Castable Waxing Sleeve D 3.8	44	45 - 5661	Friadent Tissue Punch D 4.5	79
45 - 4350	Friadent Castable Waxing Sleeve D 4.5	44	45 - 5662	Friadent Tissue Punch D 5.5	79
			45 - 5665	Friadent Tissue Punch D 3.0	79
			45 - 5666	Friadent Tissue Punch D 3.4	79
			45 - 5700	Friadent Finisher for Screw Head Seat for Screw-retained Suprastructures	92

Product index

Order No.	Article	Page
45 - 5702	Friadent Finisher for Horizontal Screw Set	92
45 - 5705	Friadent Finisher for Abutment Seat for Screw-retained Suprastructures D 3.4 - D 4.5	92
45 - 5707	Friadent Finisher for Abutment Seat for Screw-retained Suprastructures D 5.5	92
45 - 5709	Friadent Ratchet	89
45 - 5714	Friadent Ratchet Slot Screwdriver Blade width 2.0 mm / 14 Ncm / short	89
45 - 5722	Friadent Ratchet Slot Screwdriver Blade width 2.0 mm / 14 Ncm / long	89
45 - 5732	Friadent Ratchet Hex Driver Width 0.9 mm / 14 Ncm / short	89
45 - 5733	Friadent Ratchet Hex Driver Width 0.9 mm / 14 Ncm / long	89
45 - 5734	Friadent Ratchet Hex Driver Width 1.22 mm / 24 Ncm / short	89
45 - 5736	Friadent Ratchet Hex Driver Width 1.22 mm / 24 Ncm / long	89
45 - 5753	Friadent CeraBase Diamond Milling Tool Medium	91
45 - 5755	Friadent CeraBase Diamond Milling Tool Fine	91
45 - 6010	Xive Surgical Ratchet	78
45 - 6020	Xive Ratchet	78
45 - 9981	Friadent Acrylic Model Maxilla without prosthetics	93
45 - 9982	Friadent Acrylic Model Maxilla with prosthetics	93
45 - 9985	Xive Acrylic Model Mandible without prosthetics (bar construction)	93
45 - 9986	Xive Acrylic Model Mandible with prosthetics (bar construction)	93
46 - 1220	Friadent TempBase D 3.0	21
46 - 1230	Friadent TempBase D 3.4	21
46 - 1231	Xive Temporary Welding Abutment D 3.4	54
46 - 1235	Friadent TempBase Cap D 3.0 - D 3.8	21
46 - 1240	Friadent TempBase D 3.8	21
46 - 1241	Xive Temporary Welding Abutment D 3.8	54
46 - 1250	Friadent TempBase D 4.5	21
46 - 1251	Xive Temporary Welding Abutment D 4.5	54
46 - 1255	Friadent TempBase Cap D 4.5	21
46 - 1260	Friadent TempBase D 5.5	21
46 - 1265	Friadent TempBase Cap D 5.5	21

Order No.	Article	Page
46 - 1279	Friadent TempBase Retaining Screw D 3.0	21
46 - 1280	Friadent TempBase Retaining Screw D 3.4 - D 5.5	21
46 - 1430	Friadent MP Cover Screw D 3.4	44
46 - 1440	Friadent MP Cover Screw D 3.8	44
46 - 1450	Friadent MP Cover Screw D 4.5	44
46 - 1460	Friadent MP Cover Screw D 5.5	44
46 - 1615	Friadent MP PickUp Guide Pin	32
46 - 1616	Abutment Screw for Welding Sleeve	54
46 - 1630	Friadent MP PickUp Impression Coping D 3.4	32
46 - 1635	Friadent MP Transfer Impression Coping D 3.4	32
46 - 1640	Friadent MP PickUp Impression Coping D 3.8	32
46 - 1645	Friadent MP Transfer Impression Coping D 3.8	32
46 - 1650	Friadent MP PickUp Impression Coping D 4.5	32
46 - 1655	Friadent MP Transfer Impression Coping D 4.5	32
46 - 1660	Friadent MP PickUp Impression Coping D 5.5	32
46 - 1665	Friadent MP Transfer Impression Coping D 5.5	32
46 - 1730	Friadent EsthetiCap D 3.4 / oval	24
46 - 1740	Friadent EsthetiCap D 3.8 / oval	24
46 - 1745	Friadent EsthetiCap D 3.8 / triangular	24
46 - 1750	Friadent EsthetiCap D 4.5 / oval	24
46 - 1755	Friadent EsthetiCap D 4.5 / triangular	24
46 - 1760	Friadent EsthetiCap D 5.5 / oval	24
46 - 1765	Friadent EsthetiCap D 5.5 / triangular	24
46 - 2121	Friadent EstheticBase D 3.0 / GH 1 straight / A 0	34
46 - 2122	Friadent EstheticBase D 3.0 / GH 2 straight / A 0	34
46 - 2123	Friadent EstheticBase D 3.0 / GH 3 straight / A 0	34
46 - 2125	Friadent EstheticBase D 3.0 / GH 5 straight / A 0	34
46 - 2131	Friadent EstheticBase D 3.4 / GH 1 straight / A 0	34
46 - 2132	Friadent EstheticBase D 3.4 / GH 2 straight / A 0	34

Order No.	Article	Page	Order No.	Article	Page
46 - 2133	Friadent EstheticBase D 3.4 / GH 3 straight / A O	34	46 - 2242	Friadent EstheticBase D 3.8 / GH 2 angled / A 15	35
46 - 2135	Friadent EstheticBase D 3.4 / GH 5 straight / A O	34	46 - 2243	Friadent EstheticBase D 3.8 / GH 3 angled / A 15	35
46 - 2141	Friadent EstheticBase D 3.8 / GH 1 straight / A O	34	46 - 2245	Friadent EstheticBase D 3.8 / GH 5 angled / A 15	35
46 - 2142	Friadent EstheticBase D 3.8 / GH 2 straight / A O	34	46 - 2251	Friadent EstheticBase D 4.5 / GH 1 angled / A 15	35
46 - 2143	Friadent EstheticBase D 3.8 / GH 3 straight / A O	34	46 - 2252	Friadent EstheticBase D 4.5 / GH 2 angled / A 15	35
46 - 2145	Friadent EstheticBase D 3.8 / GH 5 straight / A O	34	46 - 2253	Friadent EstheticBase D 4.5 / GH 3 angled / A 15	35
46 - 2151	Friadent EstheticBase D 4.5 / GH 1 straight / A O	34	46 - 2255	Friadent EstheticBase D 4.5 / GH 5 angled / A 15	35
46 - 2152	Friadent EstheticBase D 4.5 / GH 2 straight / A O	34	46 - 2261	Friadent EstheticBase D 5.5 / GH 1 angled / A 15	35
46 - 2153	Friadent EstheticBase D 4.5 / GH 3 straight / A O	34	46 - 2262	Friadent EstheticBase D 5.5 / GH 2 angled / A 15	35
46 - 2155	Friadent EstheticBase D 4.5 / GH 5 straight / A O	34	46 - 2263	Friadent EstheticBase D 5.5 / GH 3 angled / A 15	35
46 - 2161	Friadent EstheticBase D 5.5 / GH 1 straight / A O	34	46 - 2265	Friadent EstheticBase D 5.5 / GH 5 angled / A 15	35
46 - 2162	Friadent EstheticBase D 5.5 / GH 2 straight / A O	34	46 - 2341	Xive EstheticBase PS D 3.8 / GH 1 straight / AO	36
46 - 2163	Friadent EstheticBase D 5.5 / GH 3 straight / A O	34	46 - 2342	Xive EstheticBase PS D 3.8 / GH 2 straight / AO	36
46 - 2165	Friadent EstheticBase D 5.5 / GH 5 straight / A O	34	46 - 2343	Xive EstheticBase PS D 3.8 / GH 3 straight / AO	36
46 - 2221	Friadent EstheticBase D 3.0 / GH 1 angled / A 15	35	46 - 2345	Xive EstheticBase PS D 3.8 / GH 5 straight / AO	36
46 - 2222	Friadent EstheticBase D 3.0 / GH 2 angled / A 15	35	46 - 2441	Xive EstheticBase PS D 3.8 / GH 1 angled / A15	36
46 - 2223	Friadent EstheticBase D 3.0 / GH 3 angled / A 15	35	46 - 2442	Xive EstheticBase PS D 3.8 / GH 2 angled / A15	36
46 - 2225	Friadent EstheticBase D 3.0 / GH 5 angled / A 15	35	46 - 2443	Xive EstheticBase PS D 3.8 / GH 3 angled / A15	36
46 - 2231	Friadent EstheticBase D 3.4 / GH 1 angled / A 15	35	46 - 2445	Xive EstheticBase PS D 3.8 / GH 5 angled / A15	36
46 - 2232	Friadent EstheticBase D 3.4 / GH 2 angled / A 15	35	46 - 2831	Friadent MP Abutment D 3.4 / GH 1	41
46 - 2233	Friadent EstheticBase D 3.4 / GH 3 angled / A 15	35	46 - 2832	Friadent MP Abutment D 3.4 / GH 2	41
46 - 2235	Friadent EstheticBase D 3.4 / GH 5 angled / A 15	35	46 - 2833	Friadent MP Abutment D 3.4 / GH 3	41
46 - 2241	Friadent EstheticBase D 3.8 / GH 1 angled / A 15	35	46 - 2835	Friadent MP Abutment D 3.4 / GH 5	41
			46 - 2841	Friadent MP Abutment D 3.8 / GH 1	41
			46 - 2842	Friadent MP Abutment D 3.8 / GH 2	41
			46 - 2843	Friadent MP Abutment D 3.8 / GH 3	41
			46 - 2845	Friadent MP Abutment D 3.8 / GH 5	41

Product index

Order No.	Article	Page
46 - 2851	Friadent MP Abutment D 4.5 / GH 1	41
46 - 2852	Friadent MP Abutment D 4.5 / GH 2	41
46 - 2853	Friadent MP Abutment D 4.5 / GH 3	41
46 - 2855	Friadent MP Abutment D 4.5 / GH 5	41
46 - 2861	Friadent MP Abutment D 5.5 / GH 1	41
46 - 2862	Friadent MP Abutment D 5.5 / GH 2	41
46 - 2863	Friadent MP Abutment D 5.5 / GH 3	41
46 - 2865	Friadent MP Abutment D 5.5 / GH 5	41
46 - 2932	Xive MP Abutment D 3.4 / GH 2, angled / A 15	43
46 - 2933	Xive MP Abutment D 3.4 / GH 3, angled / A 15	43
46 - 2935	Xive MP Abutment D 3.4 / GH 5, angled / A 15	43
46 - 2942	Xive MP Abutment D 3.8 - D 5.5 / GH 2, angled / A 15	43
46 - 2943	Xive MP Abutment D 3.8 - D 5.5 / GH 3, angled / A 15	43
46 - 2945	Xive MP Abutment D 3.8 - D 5.5 / GH 5, angled / A 15	43
46 - 2951	Xive MP Abutment PS D 3.8 / GH 1	42
46 - 2952	Xive MP Abutment PS D 3.8 / GH 2	42
46 - 2953	Xive MP Abutment PS D 3.8 / GH 3	42
46 - 2955	Xive MP Abutment PS D 3.8 / GH 5	42
46 - 3032	Xive MP Abutment D 3.4 / GH 2, angled / A 30	43
46 - 3033	Xive MP Abutment D 3.4 / GH 3, angled / A 30	43
46 - 3042	Xive MP Abutment D 3.8 - D 5.5 / GH 2, angled / A 30	43
46 - 3043	Xive MP Abutment D 3.8 - D 5.5 / GH 3, angled / A 30	43
46 - 3100	Xive MP Insert Head	43
46 - 3130	Xive MP Retention Sleeve short D 3.4	46
46 - 3140	Xive MP Retention Sleeve short D 3.8	46
46 - 3150	Xive MP Retention Sleeve short D 4.5	46
46 - 3160	Xive MP Retention Sleeve short D 5.5	46
46 - 3230	Xive MP Retention Sleeve long D 3.4	46
46 - 3240	Xive MP Retention Sleeve long D 3.8	46
46 - 3250	Xive MP Retention Sleeve long D 4.5	46
46 - 3260	Xive MP Retention Sleeve long D 5.5	46
46 - 4030	Friadent MP Analog D 3.4	33
46 - 4040	Friadent MP Analog D 3.8	33

Order No.	Article	Page
46 - 4050	Friadent MP Analog D 4.5	33
46 - 4060	Friadent MP Analog D 5.5	33
46 - 4200	Friadent MP Coping Screw D 3.4 - D 5.5	47
46 - 4300	Friadent MP Screw for Castable Waxing Sleeve D 3.4 - D 5.5	44
46 - 4301	Xive MP Screw long D 3.4 - D 5.5	46
46 - 4304	Friadent Standard Abutment Screw D 3.0	36
46 - 4305	Friadent Screw for EstheticBase D 3.4 - D 5.5	36
46 - 4401	Friadent Horizontal Screw Standard	36
46 - 4402	Friadent Horizontal Screw Long	36
46 - 4403	Friadent Horizontal Screw Set Standard	36
46 - 4404	Friadent Horizontal Screw Set Long	36
46 - 4405	Friadent Transverse Screw Standard	36
46 - 4406	Friadent Transverse Screw Long	36
46 - 4407	Friadent Transverse Screw Set Standard	36
46 - 4408	Friadent Transverse Screw Set Long	36
46 - 5610	Friadent Ratchet Seating Instrument for MP Insert Screw	91
46 - 5615	Friadent Handpiece Seating Instrument for MP insert screw for contra-angle handpiece	91
46 - 5710	Friadent Handpiece HexDriver Width 0.9 mm/short	90
46 - 5711	Friadent Handpiece HexDriver Width 1.22 mm/short	90
46 - 5712	Friadent Handpiece Slot Screwdriver Blade width 2.0 mm/short	90
46 - 5720	Friadent Handpiece HexDriver Width 0.9 mm/long	90
46 - 5721	Friadent Handpiece HexDriver Width 1.22 mm / long	90
46 - 5722	Friadent Handpiece Slot Screwdriver Blade width 2.0 mm / long	90
46 - 5750	Friadent Handle for Handpiece Hex Driver	90
46 - 5880	Friadent Implant Driver Manual long	78
46 - 7000	Friadent Prosthetic Set Mini	87
46 - 7001	Friadent Prosthetic Set Mini (empty)	87
46 - 8130	Friadent MP Lab Set Transfer Impression D 3.4	31

Order No.	Article	Page	Order No.	Article	Page
46 - 8140	Friadent MP Lab Set Transfer Impression D 3.8	31	46 - 9940	Friadent MP Lab Set Bridge with Cast-to Waxing Sleeve D 3.8	45
46 - 8150	Friadent MP Lab Set Transfer Impression D 4.5	31	46 - 9950	Friadent MP Lab Set Bridge with Cast-to Waxing Sleeve D 4.5	45
46 - 8160	Friadent MP Lab Set Transfer Impression D 5.5	31	46 - 9960	Friadent MP Lab Set Bridge with Cast-to Waxing Sleeve D 5.5	45
46 - 8230	Friadent MP Lab Set PickUp Impression D 3.4	31	47 - 1141	Friadent Cercon Abutment D 3.8 / GH 1, neutral, straight / A 0	37
46 - 8240	Friadent MP Lab Set PickUp Impression D 3.8	31	47 - 1142	Friadent Cercon Abutment D 3.8 / GH 2, neutral, straight / A 0	37
46 - 8250	Friadent MP Lab Set PickUp Impression D 4.5	31	47 - 1151	Friadent Cercon Abutment D 4.5 / GH 1, neutral, straight / A 0	37
46 - 8260	Friadent MP Lab Set PickUp Impression D 5.5	31	47 - 1152	Friadent Cercon Abutment D 4.5 / GH 2, neutral, straight / A 0	37
46 - 9530	Friadent MP Lab Set Bridge with Castable Waxing Sleeve D 3.4	44	47 - 1241	Friadent Cercon Abutment D 3.8 / GH 1, neutral, angled / A 15	37
46 - 9540	Friadent MP Lab Set Bridge with Castable Waxing Sleeve D 3.8	44	47 - 1242	Friadent Cercon Abutment D 3.8 / GH 2, neutral, angled / A 15	37
46 - 9550	Friadent MP Lab Set Bridge with Castable Waxing Sleeve D 4.5	44	47 - 1251	Friadent Cercon Abutment D 4.5 / GH 1, neutral, angled / A 15	37
46 - 9560	Friadent MP Lab Set Bridge with Castable Waxing Sleeve D 5.5	44	47 - 1252	Friadent Cercon Abutment D 4.5 / GH 2, neutral, angled / A 15	37
46 - 9630	Friadent MP Lab Set Gold Bar Coping D 3.4	47	47 - 2141	Friadent Cercon Abutment D 3.8 / GH 1, dentine straight / A 0	37
46 - 9637	Friadent MP Lab Set Titanium Bar Coping D 3.4	48	47 - 2142	Friadent Cercon Abutment D 3.8 / GH 2, dentine straight / A 0	37
46 - 9638	Friadent MP Lab Set Castable Bar Coping D 3.4	49	47 - 2151	Friadent Cercon Abutment D 4.5 / GH 1, dentine straight / A 0	37
46 - 9640	Friadent MP Lab Set Gold Bar Coping D 3.8	47	47 - 2152	Friadent Cercon Abutment D 4.5 / GH 2, dentine straight / A 0	37
46 - 9647	Friadent MP Lab Set Titanium Bar Coping D 3.8	48	47 - 2241	Friadent Cercon Abutment D 3.8 / GH 1, dentine angled / A 15	37
46 - 9648	Friadent MP Lab Set Castable Bar Coping D 3.8	49	47 - 2242	Friadent Cercon Abutment D 3.8 / GH 2, dentine angled / A 15	37
46 - 9650	Friadent MP Lab Set Gold Bar Coping D 4.5	47	47 - 2251	Friadent Cercon Abutment D 4.5 / GH 1, dentine angled / A 15	37
46 - 9657	Friadent MP Lab Set Titanium Bar Coping D 4.5	48	47 - 2252	Friadent Cercon Abutment D 4.5 / GH 2, dentine angled / A 15	37
46 - 9658	Friadent MP Lab Set Castable Bar Coping D 4.5	49	47 - 3012	Friadent Titanium Wire 1.2 / L 100 Grade 2	55
46 - 9660	Friadent MP Lab Set Gold Bar Coping D 5.5	47	47 - 3013	Friadent Titanium Wire 1.5 / L 150 Grade 2	55
46 - 9667	Friadent MP Lab Set Titanium Bar Coping D 5.5	48	47 - 3014	Friadent Titanium Wire 2.0 / L 150 Grade 2	55
46 - 9668	Friadent MP Lab Set Castable Bar Coping D 5.5	49	47 - 4710	WeldOne Welding Unit	55
46 - 9930	Friadent MP Lab Set Bridge with Cast-to Waxing Sleeve D 3.4	45	49 - 1211	Friadent Radiographic Balls	61
			90 - 5005	Frios ISU Coolant Hose universal	86
			90 - 5030	Frios Handpiece straight	85

Product index

Order No.	Article	Page
90 - 5042	Frios Contra-angle Handpiece 20:1 Irrigation Tube	76
90 - 5043	Long Internal Irrigation Tube (for Drill Extension)	76
90 - 5050	Frios Handpiece angled	85
90 - 6440	Frios Unit S Coolant Hose (motor cable 1.8 m)	86
90 - 6441	Frios Unit S Coolant Hose (motor cable 3.5 m)	86
90 - 6442	Frios Unit S, Frios Unit E Sterile Cover Foil	86
90 - 6443	Frios Unit S Set Hose Rings	86
90 - 6446	Frios Unit S/i Coolant Hose	86
90 - 6542	Frios Unit E Coolant Hose	86
90 - 6600	Frios Unit S/i V 220 - 240 AC	85
90 - 6605	Frios Unit S/i V 100 - 130 AC	85
90 - 6620	Frios Unit S/i Surgical Motor	86
90 - 6630	Frios Unit S/i Foot Control	86
90 - 6710	Frios Contra-angle Handpiece WI-75	85

















Order No.	Article	Page
90 - 6720	Frios Contra-angle Handpiece WS-75	85
90 - 6810	Frios Contra-angle Handpiece WI-75 LED G	85
90 - 6850	Frios Handpiece SI-11 LED G	85
91 - 0003	Friudent Drill Extension	76
91 - 4502	Khoury Drill Guide Pin	60

All products may not be regulatory cleared/released/licensed in all markets. Please, contact the local Dentsply Sirona Implants sales office for current product assortment and availability. To improve readability for our customers, Dentsply Sirona Implants does not use ® or ™ in body copy. However, Dentsply Sirona Implants does not waive any right to the trademark and nothing herein shall be interpreted to the contrary. Please note that the dimensions shown in the product catalog can vary due to printing issues.

Labelling of materials

Information regarding the materials involved in implants, system components and instruments is given in the form of a reference number after every article: Xive Gingiva Former C°. Page 95 of this catalog presents an overview of the materials and the composition of the materials used. The images in this catalog are for illustration purposes only. The size of the illustrated products may deviate from the original product. Dentsply Sirona Implants reserves the right to make any technical changes without prior notice.

Explanation of the symbols on labels and instructions for use

	Date of manufacture.		Do not re-use, Single use only.		Consult instructions for use.*
	Legal manufacturer.		Do not re-sterilize.		LOT/BATCH number.
	Expired date.		GOST is the valid quality certification system in Russian Federation.		Article number.
	Sterilized using irradiation.		Products carrying the CE mark fulfill the requirements of the Medical Device Directive.		Contains article number (GTIN number), lot number and quantity.
	Caution: Federal (USA) law restricts this product to sale by or on a order of a dentist.		Identification of Notified Body.	* To read PDF files you will need Adobe Reader. Download free of charge at get.adobe.com/reader .	
	The product is not sterile.		Do not use if package is damaged.		

About Dentsply Sirona Implants

Dentsply Sirona Implants offers comprehensive solutions for all phases of implant therapy, including Ankylos®, Astra Tech Implant System® and Xive® implant lines, digital technologies, such as Atlantis® patient-specific solutions and Simplant® guided surgery, Symbios® regenerative solutions, and professional and business development programs, such as STEPPS™. Dentsply Sirona Implants creates value for dental professionals and allows for predictable and lasting implant treatment outcomes, resulting in enhanced quality of life for patients.

About Dentsply Sirona

Dentsply Sirona is the world's largest manufacturer of professional dental products and technologies, with a 130-year history of innovation and service to the dental industry and patients worldwide. Dentsply Sirona develops, manufactures, and markets a comprehensive solutions offering including dental and oral health products as well as other consumable medical devices under a strong portfolio of world class brands. As The Dental Solutions Company™, Dentsply Sirona's products provide innovative, high-quality and effective solutions to advance patient care and deliver better, safer and faster dentistry. Dentsply Sirona's global headquarters is located in York, Pennsylvania, and the international headquarters is based in Salzburg, Austria. The company's shares are listed in the United States on NASDAQ under the symbol XRAY.

Visit www.dentsplysirona.com for more information about Dentsply Sirona and its products.